



PRICE LIST

Revised May 2021

MADE IN USA

CHARLES ALAN

Welcome to Charles Alan Incorporated

Since 1998, Charles Alan has built a reputation manufacturing exceptional products for the contract furniture market. Driven by passion to engineer the highest quality furniture, Charles Alan has been able to capture national attention by providing solutions to a contract environment that is continuously evolving. The ability to refocus and adapt has allowed Charles Alan to become a recognized leader in the industry. Charles Alan Incorporated is a HUB Certified, Woman-Owned company that manufactures all furniture in the USA.

Margaret Sevadjian
CEO | President
Charles Alan Incorporated

Table of Contents

Conditions of Sale	2
Finish Options	4
Upholstery Options	5
Custom Capabilities	7
Shipping	8
Quick Ship	10
Lounge	12
Pull Ups	51
Barstools	66
Benches	77
Booths & Banquettes	85
Tables	88
Healthcare	114

Sustainability

Charles Alan is helping to create environmentally friendly spaces by partnering with many trend setting suppliers that share our desire to minimize the impact on the built environment. Incorporating solutions such as; "Earth-Cell" foams made from a variety of renewable resources including soy, as well as water based finishes which greatly reduce VOC's. We additionally utilize suppliers of veneers and wood products which are FSC (Forest Stewardship Council) certified. A certified chain of custody suppliers have been harnessed to complete our goal to offer ecologically friendly products. From blanket wrapping consolidated shipments within a 500 mile radius, to extending the foreseeable lifecycle of products all avenues from design, development, and installation are available. If you are applying for LEED credits please contact us early in development so that we might help to target the checklist and credits.

Construction Information

Over the years Charles Alan has been able to incorporate multiple applications for constructing solid, commercial grade furniture. Through consistent improvement in engineering, a transformation from solely using double dowel construction to the advanced mortise and tenon construction has separated Charles Alan from other manufacturers. This change has not only allowed the manufacturing process to speed up, which in turn keeps costs down, but has defined our furniture and company as a front runner for commercial applications. CNC capabilities have produced modern dovetail construction for hardwoods along with frame members for upholstery that are routed within two-thousandths of an inch tolerance. All pieces are secured secondarily using multiple applications, which may include dowels, wood screws, hanger bolts and | or corner blocks for additional strength. Half-lap joints and stub-tenoning have also allowed Charles Alan to extend with confidence a five (5) year warranty. Raw materials are selected specifically for the application and demand of our customers including kiln dried, select hard maple for exposed wood applications. In addition to these advancements, many products reflect

CHARLES ALAN

modular construction, making repair in the field easier and less costly for customers.

Stated Sizes and Dimensions

The dimensions published in this price list and on catalog sheets are approximate, plus or minus one inch, and will vary depending on cover. Please note on your purchase order if a unit must fit within a specific space.

CONDITIONS OF SALE

Orders

Orders received via fax, e-mail or mail:

FAX	817.922.9854
EMAIL	customerservice@charlesalaninc.com
MAIL	Charles Alan Incorporated Attn: Customer Service 3446 May Street Fort Worth, TX 76110

Terms & Conditions

Terms for open accounts with standard product orders are NET 30. Orders for customers without an account will require a 50% deposit before the order is processed, and remaining balance due prior to shipping. In order to open an account, a credit application must be completed and turned into Charles Alan for assessment. Open accounts not paid within 30 days will be subject to a 1.5% finance charge per month (18% Annual). Failure to pay this fee will result in immediate change of terms to 50% down, balance due prior to shipping. All orders containing any customization will require a 50% deposit prior to the order being processed.

Acknowledgements

Every order is reviewed and acknowledged by Charles Alan. Acknowledgements will be made once the order

check list has been completed and turned into Customer Service for review. Customers should check the acknowledgement thoroughly for accuracy and immediately notify Charles Alan of any discrepancies. This document represents the final written agreement between Charles Alan and the customer, superseding all previous communications regarding the order.

Pricing

Unless otherwise specified, all prices are quoted at list, FOB Origin. Prices do not include storage, cartoning, freight surcharges, taxes, or installation. **Charles Alan reserves the right to change prices without notice.**

Credit Cards

Charles Alan Incorporated accepts payment by check or the following credit cards: Visa, MasterCard, Discover and American Express. A 3.5% fee will be added to all credit card orders.

Order Changes

All order change requests must be in writing. Changes to orders may result in rescheduling of ship date. Expenses incurred due to changes will be charged to the customer. Custom design and special finish orders are not subject to revision after acknowledgement.

Returns

All Charles Alan products are made to order, and therefore no restocking or returns will be authorized.

Cancellations

All order cancellation requests must be in writing and approved by Charles Alan. Requests approved for cancellation will be subject to a service fee of \$100 NET in addition to a percentage-based fee to cover work-in-process.

Design Rights

All products and designs displayed in Charles Alan catalogs, pricelists, literature and web pages are strictly the property of Charles Alan, Inc. Rights to manufacture these products reside solely with Charles Alan, Inc. Any kind of reproduction of this property without written consent will be a violation of these rights and pursued with legal action.

CHARLES ALAN

Warranty

Subject to limitations set forth below, Charles Alan warrants to the original purchaser all products in this price list to be free from defects in material and workmanship for 5 years of normal commercial, single shift service from the date of shipment. This warranty applies only to products sold and installed by an authorized Charles Alan dealer or agent, and does not apply to defects in components manufactured by others such as upholstery material, casters etc. The warranty specifically excludes freight damage and damage due to misuse, alteration, negligence, abuse, accident or normal wear. This warranty does not cover grain or wood texture due to natural variations over which Charles Alan has no control. Customer's Own Material and the suitability of that material is also expressly excluded from this warranty. It is understood and agreed that the buyer's exclusive remedy for any and all losses or damages covered by this warranty shall be the repair or replacement of defective parts. Repair or replacement shall be at the exclusive decision of Charles Alan Incorporated.

FINISH OPTIONS

Standard Finishes

Charles Alan offers 17 standard finishes as listed below. The standard sealer and topcoat is a two-part conversion varnish selected for properties of durability and resistance against water and chemical damage. Polyurethane finish is available as an upgrade. Finishes are mixed prior to application, however individual items with the same finish may vary in tone and character due to natural variations in grain and texture.

Wood finish **must be** specified on all orders. No guarantees can be made as to exact match.

Finishes on walnut, except for 407, 408 and 409 are available with an upcharge of 10%.

Standard Finishes	
31	Clear Oak on Maple
36	Royal Cherry on Maple
37	Golden Cherry on Maple
38	Natural Cherry on Maple
307	Saddle on Maple
308	Medium Walnut on Maple
309	Noce on Maple
310	Natural Walnut on Maple
311	Gunstock Walnut on Maple
312	Natural Maple on Maple
313	Minker Orange on Maple
314	Grand Mahogany on Maple
315	Espresso on Maple
407	Saddle on Walnut
408	Medium Walnut on Walnut
409	Noce Walnut on Walnut
713	Ebony on Maple

Healthcare Anti-Microbial Finish

All exposed hardwoods of Charles Alan healthcare products are finished with an anti-microbial polyurethane sealer and topcoat. Which meet or exceed AWI standard rating for 2 component urethanes and are VOC & HAPS compliant with ASTM documentation upon request. All upholstered patient chair wood components are sealed with our standard finish to build in an additional moisture resistant barrier. Internal frame members of the healthcare lines are sealed to form a moisture resistant finish. This finish regiment is available to any standard product at a 10% NET up-charge.

Custom Finishes

Charles Alan welcomes the opportunity to match customer's own finish. Once a sample has been submitted, Charles Alan will mix the custom finish to match and send out for approval. A one-time charge of \$150 NET will be added to the invoice for custom mixing of an individual finish in addition to \$25 NET per

CHARLES ALAN

unit applied. Customers requesting a previously mixed and approved custom finish will only incur the additional cost of \$25 NET per unit. All custom finishes will require approval in writing before production begins.

Wood Finishes

Wood samples consisting of the 17 standard finishes will be made available upon request. Each sample is carefully selected to represent the wood and finish of choice. Because wood is a natural material with variation in color, grain and texture, finished products may differ slightly from the sample provided. An exact match cannot be guaranteed. Exposure to light, heat, and other environmental conditions may affect a sample's color and sheen over time. To help guard against this, please ensure the sample in reference has been in circulation no longer than (12) months from the issue date.

UPHOLSTERY OPTIONS

Customer's Own Material

Please mark all COM & COL material with the following:

- 1 Buyer's Name
- 2 Client's Name
- 3 Charles Alan Sales Order #
- 4 Product Number & Quantity
- 5 Buyer's Purchase Order #
- 6 Fabric Pattern and Number
- 7 Direction of Application – **Railroad (RR) standard unless stated "Up The Roll"**

* Add 5% to LIST for using more than one (1) fabric

** It is very helpful to send a sample of the fabric with your Purchase Order.

COM yardage requirements shown in the price list are for plain 54 inch Railroaded material. For 54 inch material with a pattern repeat, increase the COM yardage requirements by the factor shown in the table below. For geometric patterns, or other fabrics with

repeats in both directions add the vertical and horizontal repeats and use the chart below.

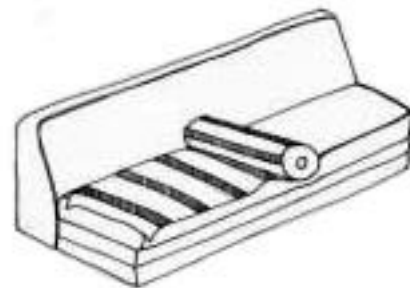
Fabric Repeat	Increase COM By:
5" & Under	10%
6" – 10"	15%
11" – 15"	20%
16" – 21"	25%
22" – 28"	28%
29" & Over	30%

For material less than 54" wide, use the following table:

Fabric Width	Increase COM By:
52"	7%
50"	10%
48"	15%
45"	25%
36"	50%

Charles Alan reserves the right to reject a fabric or leather deemed unsuitable for the application intended. COL requirements are shown in square feet and are based on hides that average a minimum of 40 useable square feet each. Increase COL footage requirements by 15% when using hides smaller than 40 useable square feet.

COM & COL material will be applied at our discretion unless specific instructions accompany the order. Normally without instructions requesting otherwise, fabric will be railroaded as shown below:



CHARLES ALAN

Orders with Customer's Own Material will not begin production until **ALL** materials for the order are received, unless a split-ship request has been authorized. Charles Alan is not responsible for fabric issues on COM whether it is a manufacturer's defect, or visual discrepancies within rolls of material, or between different dye lots from which the material is pulled. Customers are responsible for supplying the recommended amounts of material as stated in the reference tables.

Charles Alan | Spinneybeck Leather Program

Charles Alan and Spinneybeck have joined together to offer a leather program that achieves customer satisfaction through a commitment to excellence.

Spinneybeck Vicenza Leather is now available in all standard colors as a graded option. Memo samples are available Next Day free of charge by contacting Spinneybeck at 1.800.482.7777. All other Spinneybeck leathers as well as custom colors are also available. Contact Charles Alan customer service for details and pricing.

Tailoring

Fabrics are accurately matched and positioned according to the pattern repeats and nap direction.

Unless otherwise noted, materials are applied RR (railroad laying the material out horizontally vs. up the roll). Fabric repeats are carried through multiple units to produce identical chairs.

Cushions

All of our seat cushions are made from high resiliency, urethane foam wrapped in polyester fiber. You can select soft, standard, or extra firm.

Soft cushions tend to be softer and rounder, which tends to give a piece a more casual look and feel. Unless otherwise specified standard foam will be used on all cushions and back pillows. Firm foam offers more structure and firmness.

Vinyl and leather cushions have fabric zipper bands or vents in zipper bands to facilitate air escape. Loose seat or back cushions can be affixed by means of chrome clips which snap to belts sewn to cushions. Add \$60 list per cushion.

Moisture Barrier

A moisture barrier is available at \$39.00 NET per linear yard on all Charles Alan product. Typical of our moisture barrier process is to double upholster the seat top and in-back with moisture barrier sewn into the fabric construction. While these barriers protect an upholstered core, they do not protect the cover fabric from stain. This barrier should not be used with fabrics that have been previously laminated or have inherent anti-microbial characteristics; i.e. Cryptons™. Contact customer service for yardage requirements and scope of application. Moisture barriers do affect the flammability of product and should not be used in areas requiring Cal 133 flame resistance procedures.

Contrasting Fabric | Welt

There is a 5% NET up-charge for contrasting fabric & welt on all Charles Alan upholstered furniture. Contact customer service for the yardage requirements. For graded fabrics use the highest grade for pricing.

CAL 117 & CAL 133

While Charles Alan makes no claim of flammability of COM(s) or COL(s) all upholstered filling components meet California Bureau of Home Furnishing Technical Bulletin 117 at no up charge and tagged with a law label attached to the dust cover or bottom of each upholstered unit.

Cal 133 Certification

An up charge of \$1500.00 NET per unit in addition to the cost of the unit and any COM(s) | COL(s) is required for each unit to be sent to an independent laboratory for the test burn. If having passed the test an up charge of \$39.00 NET per yard x the total yardage per unit covers the cost of double upholstery with a fire barrier sewn with Kevlar™ thread. Cal 133 Certification is a full-scale burn test that requires that you test every combination of fabric on every piece to be installed. Please allow six weeks for testing.

Cal 133 Compliance

By ordering product Cal 133 compliant Charles Alan Inc. has not been directed to perform any testing. Our product is built to the known industry standards to reduce the flammability of upholstered product

incorporating CM (combustion modified) FPF (flexible polyurethane foams) double upholstery with furniture fire barrier blocking material sewn with Kevlar™ thread. An up charge of \$40.00 NET per yard x total yardage per piece builds in redundant layers of flame resistant technology.

CUSTOM CAPABILITIES

We at Charles Alan embrace customization and hope to work with the customer to realize most needs. Our in-house design staff can help implement small changes to standard product to conversely complete 3-D digital modeling of customized large scale projects. Please contact customer service to discuss scope of change or project. Allow 48hrs for custom pricing response after receipt of all specifications, drawings, quantities for economies of scale and any other information deemed of value for pricing purposes at which time we will deliver to you a written quote at no charge. We will work closely to turn a custom quote in the minimal timeframe however material sourcing and availability as well as the nomenclature of specific marbles and granites are but just a few examples of the criteria used to develop thorough and accurate costs. Custom orders require a 50% deposit regardless of customer credit worthiness. The deposit must be in hand before production of shop drawings and release to production. Once custom items have received proper sign off(s) no changes or cancellations will be accepted.

Power / Data Options

With the demand for power and charging capabilities on the rise, Charles Alan provides solutions to address these needs ranging from stand-alone, portable units to flush-mounted options on table surfaces or soft sided seating. The surface mount solutions allow users to mix and match power, USB charging and data. The flexible design can be mounted horizontally, vertically or face up in surfaces. Power and charging solutions are available as plug and go or hardwired.

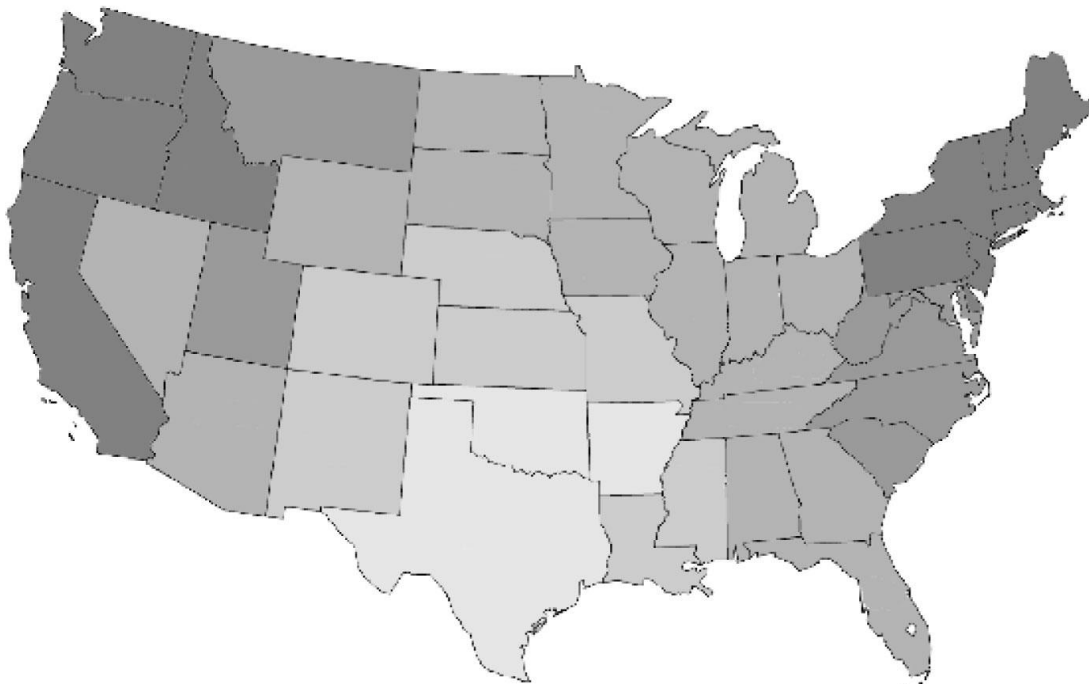
Please contact customer service for information on price, configurations, sizes and finishes.

CHARLES ALAN

SHIPPING

The Price List includes several changes in format including the removal of shipping cost from the product list price. Zone pricing will now be added to the order as a separate line item. **(Shown as % of LIST)**

Zone 1 – 6%	Zone 2 – 7%	Zone 3 – 8%	Zone 4 – 9%	Zone 5 – 10%
Arkansas	Colorado	Alabama	Maryland	California
Oklahoma	Kansas	Arizona	Montana	Connecticut
Texas	Louisiana	Florida	North Carolina	Delaware
	Mississippi	Georgia	South Carolina	District of Columbia
	Missouri	Iowa	Utah	Idaho
	Nebraska	Illinois	Virginia	Maine
	New Mexico	Indiana	West Virginia	Massachusetts
		Kentucky		New Hampshire
		Michigan		New Jersey
		Minnesota		New York
		Nevada		Oregon
		North Dakota		Pennsylvania
		Ohio		Rhode Island
		South Dakota		Washington
		Tennessee		Vermont
		Wisconsin		



* For customers in Hawaii, Alaska & Puerto Rico, please contact customer service for pricing.

CHARLES ALAN

Zone Freight Program

All freight costs will be determined as follows:

1. Total the COM LIST prices for your entire order
2. Locate on the map which zone your order will ship to and multiply the order total from line 1 by the corresponding zone % to determine the freight cost

Example:

Step 1	\$3000	(Total COM LIST Price)
Step 2	x .07	(Zone % Multiplier)
	= 210	(Freight Cost)

All orders shipped will be subject to a minimum freight charge of \$180 NET. For orders requesting a "Call Before Delivery", a charge of \$30 NET will be added to the invoice. Zone Freight pricing is dock to dock and does not include delivery inside a structure or installation of the product. All shipments are FOB Origin with freight prepaid to a single destination in the continental United States. Shipments to destinations outside the continental United States are shipped prepaid to the port of export. Please call for a shipping quote outside of the provided zones.

Warehousing

All requests to warehouse an order after completion must be in writing. In the event an order is warehoused more than (5) business days following completion, the customer will incur a storage fee at a rate of \$25 per day for the order. Payment of invoice, including warehousing fee in full, is required before shipping.

Freight Disclaimer

Prior to products being released to a carrier, each item is subjected to a 20 point freight inspection providing assurance that each product has been manufactured and packaged professionally. All products are shipped FOB Origin. Once a carrier accepts the shipment for transportation, title to the product is passed to the purchaser and Charles Alan's responsibility ceases. If

shipment is received in a damaged condition, **DO NOT REFUSE SHIPMENT**. To help resolve any freight issues, please use the following as guidance:

Filing Claims

The receiving party must file any claims for loss or damage immediately with the delivering carrier following receipt of merchandise. To help the payment of claims, the following steps should be taken:

Obvious Damage Claims

1. If a box has visible signs of misuse or damage, immediately open the box. Be sure to make damage notation on delivery receipt and have driver sign both copies of the freight bill.
2. Immediately request carrier to make an inspection confirming this request by letter.
3. Hold damaged carton and all interior packing for carrier's inspection.
4. File claim after inspection. If no inspection is made, file claim within prescribed time.

Concealed Damage Claims

Best practice is to open boxes or crates as soon as possible after receipt and inspect for concealed damage

1. Inspect the condition of each box or crate.
2. Follow steps #2, #3 and #4 as shown for obvious damage.

Loss

1. Be sure loss notation is made on delivery receipt and have driver sign both copies of the freight bill.
2. File claim within the prescribed time.

QUICK SHIP

Select products qualify for our Quick Ship service designed to meet sharp deadlines within fifteen (15) business days following receipt of all materials. Products are offered in any standard Charles Alan finish on maple. All prices remain at standard list. Customers requesting this service must clearly state Quick Ship on each Purchase Order. Purchase Orders without this stated clearly will be shipped according to the production schedule. Due to inventory levels, order volumes greater than available inventory may not fully

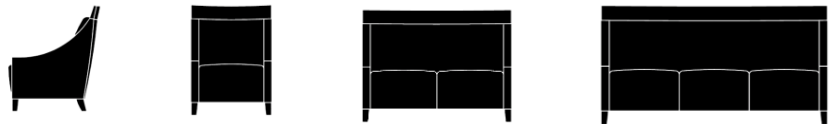
qualify for Quick Ship service. Following receipt of such orders, a customer service representative will identify volume issues and communicate possible alternatives. Once an order has been acknowledged with Quick Ship service, changes and | or cancellations will not be permitted. Order with Quick Ship service can be placed best via e-mail to customerservice@charlesalaninc.com or fax to 817.922.9854.

Lounge

Austin 409 Series

Pg. 35

- 4091 Chair
- 4092 Settee
- 4094 Sofa



Charlie 2100 Series

Pg. 38

- 21001 Chair
- 21002 Settee
- 21004 Sofa



Evans II 761 Series

Pg. 42

- 7611 Chair
- 7612 Settee
- 7614 Sofa



Evans II Youth 761Y Series

Pg. 43

- 761Y Chair



Llano 756 Series

Pg. 51

- 7561 Chair
- 7562 Settee
- 7564 Sofa



CHARLES ALAN

Travis 850 Series

Pg. 66

- 8501 Chair
- 8502 Settee
- 8504 Sofa



Barstool

Navarro 4010 Series

Pg. 96

- 40106 Backless Stool



Bench

Evans 310 Series

Pg. 100

- 3101 Single
- 3102 Double
- 3103 Triple



Tables *

Gracie 6700 Series

Pg. 115

- 67001 18" Diameter
- 67002 Ellipse



Stanley Cube 6300 Series

Pg. 126

- 63001 18" Square
- 63002 24" Square
- 63005 30" Square



Rose 6800 Series

Pg. 164

- 68001 18" Diameter



** Only maple veneered wood tops available for Quick Ship tables*

CHARLES ALAN



Lounge

Aubrey

501

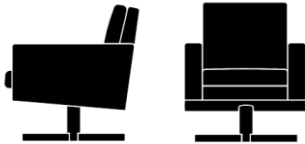
Standard w/ stationary polished chrome X Base on adjustable glides. Optional stainless steel or aluminum disc base w/ matching column. Contact customer service for special pricing. Loose seat with loose back.

Designer: C|A Design

Specify: Base

W	D	H	AH	AW	SH	SD
30"	33"	34"	24"	4"	17.5"	21.25"

5011 - Chair



COM	COL	A	B	C	D	E	F	G	H	I	VICENZA LEATHER
2097	2307	2337	2415	2493	2589	2769	3003	3147	3633	3897	4149

COM Yardage: 6
COL Footage: 108

CHARLES ALAN

Austin

QS

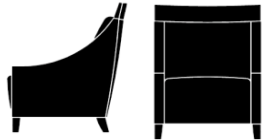
409

Coordinates w/ Austin pull-up chair, barstool and table. Curved front arm transitions into curved maple headrest. Tight seat with tight back. Available without curved maple headrest.

Designer: C|A Design

Specify: Finish for maple legs and top back rail	Chair 29" W										
	Settee 53" W	D	H	AH	AW	SH	SD				
	Sofa 77" W	35"	39.5"	20"	2.5"	18"	22.5"				

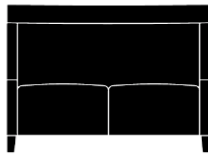
4091 - Chair - QS



COM	COL	A	B	C	D	E	F	G	H	I	VICENZA LEATHER
1733	1906	1973	2051	2129	2225	2405	2639	2783	3269	3533	3785

COM Yardage: 6
COL Footage: 108

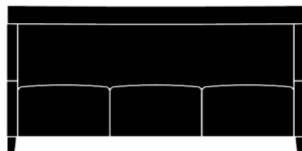
4092 - Settee - QS



COM	COL	A	B	C	D	E	F	G	H	I	VICENZA LEATHER
2599	2859	2919	3023	3127	3255	3495	3807	3999	4647	4999	5335

COM Yardage: 8
COL Footage: 144

4093 - Sofa - QS



COM	COL	A	B	C	D	E	F	G	H	I	VICENZA LEATHER
3101	3411	3501	3631	3761	3921	4221	4611	4851	5661	6101	6521

COM Yardage: 10
COL Footage: 180

4099 - Ottoman



COM	COL	A	B	C	D	E	F	G	H	I	VICENZA LEATHER
1026	1129	1106	1132	1158	1190	1250	1328	1376	1538	1626	1710

22" W, 18" D, 17" H
COM Yardage: 2
COL Footage: 36

Bowie

855

Overstuffed arms make for a residential feel. Bolt on arms, loose seat w/ tight back.

Designer: C|A Design

Specify: Finish for maple legs

Chair 37" W											
Settee 58" W	D	H	AH	AW	SH	SD					
Sofa 80" W	34"	37.5"	24"	5"	19.5"						

8551 - Chair



COM	COL	A	B	C	D	E	F	G	H	I	VICENZA LEATHER
1753	1929	2043	2138	2232	2348	2565	2848	3022	3609	3928	4242

COM Yardage: 7.25

COL Footage: 131

8552 - Settee



COM	COL	A	B	C	D	E	F	G	H	I	VICENZA LEATHER
2629	2892	2999	3120	3240	3388	3665	4026	4248	4997	5404	5802

COM Yardage: 9.25

COL Footage: 167

8554 - Sofa



COM	COL	A	B	C	D	E	F	G	H	I	VICENZA LEATHER
3154	3470	3644	3804	3963	4159	4526	5004	5298	6290	6829	7353

COM Yardage: 12.25

COL Footage: 221

Carmel

770

Please note that large prints and striped fabric patterns may become distorted due to nature of design. For contrasting welt, please contact customer service for upcharge and increased COM / COL yardage requirements. Tight seat with tight back.

Designer: Andrew Gower

Specify: Finish for maple legs

Chair 33.5" W											
Settee 54" W	D	H	AH	AW	SH	SD					
Sofa 76" W	31"	33.5"	29"		18.5"	19"					

7701 - Chair



COM	COL	A	B	C	D	E	F	G	H	I	VICENZA LEATHER
1455	1601	1675	1747	1818	1906	2071	2286	2418	2863	3105	3336

COM Yardage: 5.5
COL Footage: 99

7702 - Settee



COM	COL	A	B	C	D	E	F	G	H	I	VICENZA LEATHER
2183	2401	2523	2633	2744	2880	3135	3466	3670	4359	4733	5090

COM Yardage: 8.5
COL Footage: 153

7704 - Sofa



COM	COL	A	B	C	D	E	F	G	H	I	VICENZA LEATHER
2617	2879	3077	3227	3376	3560	3905	4354	4630	5561	6067	6550

COM Yardage: 11.5
COL Footage: 207

CHARLES ALAN

Charlie

QS 2100

"T" back with bolt on arms and optional wood arm caps. For contrasting welt, please contact customer service for upcharge and increased COM / COL yardage requirements. Loose seat with tight back

Designer: Andrew Gower

Specify: Finish for maple legs & arm caps *

Chair 36" W												
Settee 61" W	D	H	AH	AW	SH	SD						
Sofa 86" W	32.5"	33"	24.5"	5"	17.5"	22.5"						

21001 - Chair



COM	COL	A	B	C	D	E	F	G	H	I	VICENZA LEATHER
1279	1406	1559	1650	1741	1853	2063	2336	2504	3071	3379	3768

COM Yardage: 7
COL Footage: 131

21002 - Settee



COM	COL	A	B	C	D	E	F	G	H	I	VICENZA LEATHER
1917	2109	2277	2394	2511	2655	2925	3276	3492	4221	4617	4995

COM Yardage: 9
COL Footage: 162

21004 - Sofa



COM	COL	A	B	C	D	E	F	G	H	I	VICENZA LEATHER
2300	2530	2820	2989	3158	3366	3756	4263	4575	5628	6200	6746

COM Yardage: 13
COL Footage: 234

21009 - Ottoman



COM	COL	A	B	C	D	E	F	G	H	I	VICENZA LEATHER
796	875	886	915	944	980	1048	1136	1190	1372	1471	1575

26" W, 24" D, 18" H

COM Yardage: 2.25
COL Footage: 41

* WC - Maple wood arm caps \$330.00 List
Maple wood arm caps not available for Quick Ship

Clairmont

830

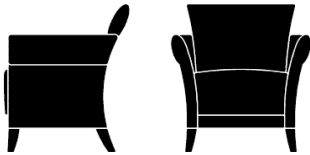
Coordinates with barstools. Bolt on arms. Tight seat with tight back.

Designer: Andrew Gower

Specify: Finish for maple legs

Chair 31" W											
Settee 51.5" W	D	H	AH	AW	SH	SD					
Sofa 72" W	27"	33.5"	26.5"	17"	18"	17"					

8301 - Chair



COM	COL	A	B	C	D	E	F	G	H	I	VICENZA LEATHER
1552	1708	1752	1817	1882	1962	2112	2307	2427	2832	3052	3262

COM Yardage: 5
COL Footage: 90

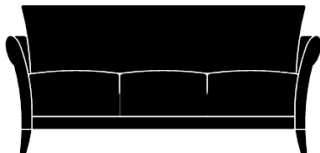
8302 - Settee



COM	COL	A	B	C	D	E	F	G	H	I	VICENZA LEATHER
2329	2562	2589	2674	2758	2862	3057	3311	3467	3993	4279	4552

COM Yardage: 6.5
COL Footage: 117

8304 - Sofa



COM	COL	A	B	C	D	E	F	G	H	I	VICENZA LEATHER
2795	3075	3135	3246	3356	3492	3747	4079	4283	4971	5345	5702

COM Yardage: 8.5
COL Footage: 153

Cole

580

Coordinates with Cole tables. 3/4 arm shell envelopes tight seat with tight back.

Designer: Andrew Gower

Specify: Finish for maple legs

Chair 30.5" W												
Settee 54.5" W	D	H	AH	AW	SH	SD						
Sofa 78.5" W	31.5"	32.5"	21.5"	3"	18"	20.5"						

5801 - Chair



COM	COL	A	B	C	D	E	F	G	H	I	VICENZA LEATHER
1355	1491	1585	1660	1735	1827	1999	2223	2361	2827	3080	3331

COM Yardage: 5.75
COL Footage: 104


5802 - Settee



COM	COL	A	B	C	D	E	F	G	H	I	VICENZA LEATHER
1844	2028	2204	2321	2438	2582	2852	3203	3419	4148	4544	4922

COM Yardage: 9
COL Footage: 162

5804 - Sofa



COM	COL	A	B	C	D	E	F	G	H	I	VICENZA LEATHER
2213	2434	2713	2876	3038	3238	3613	4101	4401	5413	5963	6488

COM Yardage: 12.5
COL Footage: 225

Evans

760

Coordinates with lounge, pull-ups, barstools, benches and tables. Bolt on arms with optional maple arm caps are machined to mirror shape of gently curved arm. Tight seat with tight back.

Designer: Andrew Gower

Specify: Finish for maple legs and arm caps *	Chair 29" W										
	Settee 50" W	D	H	AH	AW	SH	SD				
	Sofa 74" W	29"	33"	25"	4.5"	18.5"					

7601 - Chair



COM	COL	A	B	C	D	E	F	G	H	I	VICENZA LEATHER
1363	1499	1533	1588	1643	1711	1839	2005	2107	2451	2638	2826

COM Yardage: 4.25
COL Footage: 77

7602 - Settee



COM	COL	A	B	C	D	E	F	G	H	I	VICENZA LEATHER
2151	2366	2371	2442	2514	2602	2767	2981	3113	3559	3801	4032

COM Yardage: 5.5
COL Footage: 99

7604 - Sofa



COM	COL	A	B	C	D	E	F	G	H	I	VICENZA LEATHER
2581	2840	2851	2939	3027	3135	3337	3601	3763	4309	4606	4899

COM Yardage: 6.75
COL Footage: 122

7609 - Ottoman



COM	COL	A	B	C	D	E	F	G	H	I	VICENZA LEATHER
817	898	907	936	965	1001	1069	1156	1210	1393	1492	1596

21" W, 21" D, 18" H

COM Yardage: 2.25
COL Footage: 41

* WC - Maple wood arm caps \$360.00 LIST

CHARLES ALAN

Evans II

QS

761

Coordinates with Evans lounge, pull-ups, barstools, benches and tables. Bolt on arms with optional maple arm caps are machined to mirror shape of gently curved arm. Tight seat with tight back.

Designer: Andrew Gower

Specify: Finish for maple legs & arm caps *

Chair 32" W												
Settee 56" W	D	H	AH	AW	SH	SD						
Sofa 82" W	31"	33"	24"	5"	17.5"							

7611 - Chair - QS



COM	COL	A	B	C	D	E	F	G	H	I	VICENZA LEATHER
1429	1572	1619	1680	1742	1818	1961	2146	2260	2645	2854	3063

COM Yardage: 4.75
COL Footage: 86

7612 - Settee - QS



COM	COL	A	B	C	D	E	F	G	H	I	VICENZA LEATHER
2258	2484	2498	2576	2654	2750	2930	3164	3308	3794	4058	4310

COM Yardage: 6
COL Footage: 108

7614 - Sofa - QS



COM	COL	A	B	C	D	E	F	G	H	I	VICENZA LEATHER
2708	2979	3008	3106	3203	3323	3548	3841	4021	4628	4958	5273

COM Yardage: 7.5
COL Footage: 135

7619 - Ottoman



COM	COL	A	B	C	D	E	F	G	H	I	VICENZA LEATHER
817	898	907	936	965	1001	1069	1156	1210	1393	1492	1596

21" W, 21" D, 18" H

COM Yardage: 2.25
COL Footage: 41

* WC - Maple wood arm caps \$360.00 List
Maple wood arm caps not available for Quick Ship

Evans II (continued)

QS

761

"T" back with bolt on arms and optional wood arm caps. For contrasting welt, please contact customer service for upcharge and increased COM / COL yardage requirements. Loose seat with tight back

Designer: Andrew Gower

Youth Chair

Specify: Finish for maple legs & arm caps *

W	D	H	AH	AW	SH	SD
24"	23"	24.75"	17.75"	3.75"	13.25"	

761Y - Youth Chair - QS



COM	COL	A	B	C	D	E	F	G	H	I	VICENZA LEATHER
978	1076	1078	1111	1143	1183	1258	1356	1416	1618	1728	1833

COM Yardage: 2.5
COL Footage: 45

761Y-WC - Youth Chair Wood Caps



COM	COL	A	B	C	D	E	F	G	H	I	VICENZA LEATHER
1313	1445	1413	1446	1478	1518	1593	1691	1751	1953	2063	2168

COM Yardage: 2.5
COL Footage: 45

* WC - Maple wood arm caps \$360.00 List
Maple wood arm caps not available for Quick Ship

Evans II High Back

762

Coordinates with Evans lounge series, Evans II lounge series, Evans pull-ups, barstools, benches and tables. Bolt on arms with optional maple arm caps are machined to mirror shape of gently curved arm. Tight seat with tight back.

Designer: Andrew Gower

Specify: Finish for maple legs & arm caps *	Chair 32" W										
	Settee 56" W	D	H	AH	AW	SH	SD				
	Sofa 82" W	31"	38"	25"	5"	17.5"					

7621 - Chair



COM	COL	A	B	C	D	E	F	G	H	I	VICENZA LEATHER
1506	1657	1716	1784	1853	1937	2094	2299	2425	2850	3081	3311

COM Yardage: 5.25
COL Footage: 95

7622 - Settee



COM	COL	A	B	C	D	E	F	G	H	I	VICENZA LEATHER
2438	2682	2718	2809	2900	3012	3222	3495	3663	4230	4538	4832

COM Yardage: 7
COL Footage: 126

7624 - Sofa



COM	COL	A	B	C	D	E	F	G	H	I	VICENZA LEATHER
4217	4639	4577	4694	4811	4955	5225	5576	5792	6521	6917	7295

COM Yardage: 9
COL Footage: 162

* WC - Maple wood arm caps \$360.00 List

French Club

740

Coordinates with pull-ups, barstools and tables. For contrasting welt, add 1/4 yd for the lounge chair, 1/4 yd for the ottoman, 1/2 yd for the settee and 3/4 yd for the sofa plus 5% upcharge. Tapered and turned front legs, tight seat with tight back.

Designer: Andrew Gower

Specify: Finish for maple legs

Chair 30.5" W												
Settee 56" W	D	H	AH	AW	SH	SD						
Sofa 78" W	33"	33"	27"	3.5"	18"							

7401 - Chair



COM	COL	A	B	C	D	E	F	G	H	I	VICENZA LEATHER
1700	1870	1940	2018	2096	2192	2372	2606	2750	3236	3500	3752

COM Yardage: 6
COL Footage: 108

7402 - Settee



COM	COL	A	B	C	D	E	F	G	H	I	VICENZA LEATHER
2582	2840	2952	3072	3192	3340	3618	3979	4201	4950	5357	5755

COM Yardage: 9.25
COL Footage: 167

7404 - Sofa



COM	COL	A	B	C	D	E	F	G	H	I	VICENZA LEATHER
3238	3562	3708	3861	4014	4202	4554	5013	5295	6246	6763	7266

COM Yardage: 11.75
COL Footage: 212

7409 - Ottoman



COM	COL	A	B	C	D	E	F	G	H	I	VICENZA LEATHER
925	1017	1015	1044	1073	1109	1177	1264	1318	1501	1600	1704

22" W, 22" D, 18" H

COM Yardage: 2.25
COL Footage: 41

Gracie

860

Coordinates with Gracie pull-ups, barstools and tables. For contrasting welt, add 1/4 yd for the lounge chair, 1/4 yd for the ottoman, 1/2 yd for the settee and 3/4 yd for the sofa plus 5% upcharge. Tapered front legs, tight seat with tight back.

Designer: Andrew Gower

	Chair 28.5" W											
Specify: Finish for maple legs	Settee 50.5" W	D	H	AH	AW	SH	SD					
Crumb hole available for healthcare applications	Sofa 73.5" W	37"	36.5"	25"	3"	18"						


8601 - Chair



COM	COL	A	B	C	D	E	F	G	H	I	VICENZA LEATHER
2029	2232	2319	2413	2508	2624	2841	3124	3298	3885	4204	4518

COM Yardage: 7.25
COL Footage: 131

8602 - Settee



COM	COL	A	B	C	D	E	F	G	H	I	VICENZA LEATHER
3045	3349	3445	3575	3705	3865	4165	4555	4795	5605	6045	6465

COM Yardage: 10
COL Footage: 180

8604 - Sofa



COM	COL	A	B	C	D	E	F	G	H	I	VICENZA LEATHER
3655	4020	4115	4264	4414	4598	4943	5391	5667	6599	7105	7588

COM Yardage: 11.5
COL Footage: 207

8609 - Ottoman



COM	COL	A	B	C	D	E	F	G	H	I	VICENZA LEATHER
934	1027	1024	1053	1082	1118	1186	1273	1327	1510	1609	1713

28" W, 24" D, 18" H

COM Yardage: 2.25
COL Footage: 41

Java

790

Coordinates with Java benches and tables. Legs are "Stardust" powder coated steel. Tight seat with tight back.

Designer: Andrew Gower

Specify:	Chair 31" W											
	Settee 53" W	D	H	AH	AW	SH	SD					
	Sofa 75" W	29"	35"	23.5"		17.5"	21					

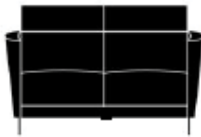
7901 - Chair



COM	COL	A	B	C	D	E	F	G	H	I	VICENZA LEATHER
1613	1774	1803	1865	1926	2002	2145	2330	2444	2829	3038	3247

COM Yardage: 4.75
COL Footage: 86


7902 - Settee



COM	COL	A	B	C	D	E	F	G	H	I	VICENZA LEATHER
2501	2751	2751	2832	2914	3014	3201	3445	3595	4101	4376	4648

COM Yardage: 6.25
COL Footage: 113

7904 - Sofa



COM	COL	A	B	C	D	E	F	G	H	I	VICENZA LEATHER
2957	3253	3257	3355	3452	3572	3797	4090	4270	4877	5207	5522

COM Yardage: 7.5
COL Footage: 135

Julie

500


Coordinates with Julie banquette seating. Banded wood base, floats above maple legs. L-Series (loose seat) available with loose cushions. Seat cushion attached with D-rings. T-Series (tight seat) available with a tight seat and tight back.

Designer: C|A Design

Specify: Finish for maple legs

Chair 27" W												
Settee 54" W	D	H	AH	AW	SH	SD						
Sofa 81" W	30.5"	32"			18"							

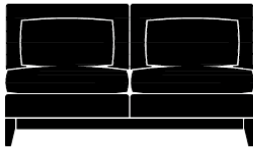
5001-L - Chair



COM	COL	A	B	C	D	E	F	G	H	I	VICENZA LEATHER
1424	1567	1644	1716	1787	1875	2040	2255	2387	2832	3074	3305

COM Yardage: 5.5
COL Footage: 99

5002-L - Settee



COM	COL	A	B	C	D	E	F	G	H	I	VICENZA LEATHER
2293	2522	2733	2876	3019	3195	3525	3954	4218	5109	5593	6055

COM Yardage: 11
COL Footage: 198

5004-L - Sofa



COM	COL	A	B	C	D	E	F	G	H	I	VICENZA LEATHER
2628	2890	3108	3264	3420	3612	3972	4440	4728	5700	6228	6732

COM Yardage: 12
COL Footage: 216

Julie

500

Coordinates with Julie banquette seating. Banded wood base, floats above maple legs. L-Series (loose seat) available with loose cushions. Seat cushion attached with D-rings. T-Series (tight seat) available with a tight seat and tight back.

Designer: C|A Design

Specify: Finish for maple legs

Chair 27" W											
Settee 54" W	D	H	AH	AW	SH	SD					
Sofa 81" W	30.5"	32"			18"						


5001-T - Chair



COM	COL	A	B	C	D	E	F	G	H	I	VICENZA LEATHER
1328	1461	1488	1540	1592	1656	1776	1932	2028	2352	2528	2696

COM Yardage: 4
COL Footage: 72


5002-T - Settee



COM	COL	A	B	C	D	E	F	G	H	I	VICENZA LEATHER
2108	2319	2428	2532	2636	2764	3004	3316	3508	4156	4508	4844

COM Yardage: 8
COL Footage: 144

5004-T - Sofa



COM	COL	A	B	C	D	E	F	G	H	I	VICENZA LEATHER
2539	2793	3079	3254	3430	3646	4051	4577	4901	5995	6589	7156

COM Yardage: 13.5
COL Footage: 243

* (T) Series offered with a rounded front and rear seat: Option as -MK (Prices and Specs same as (T))



5001-MK - Chair

5002-MK - Settee

5004-MK - Sofa

Lindsay

840

Legs are made from clear anodized 1/8" aluminum tubing. Modular construction with a tight back & seat.

Designer: Andrew Gower

Specify:

Chair 30.5" W												
Settee 51.5" W	D	H	AH	AW	SH	SD						
Sofa 72.5" W	31.5"	33"	25.5"	5"	17"							

8401 - Chair



COM	COL	A	B	C	D	E	F	G	H	I	VICENZA LEATHER
1344	1479	1574	1649	1724	1816	1988	2212	2350	2816	3069	3320

COM Yardage: 5.75
COL Footage: 104

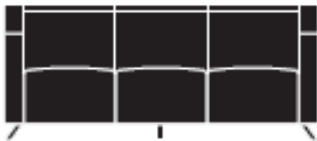
8402 - Settee



COM	COL	A	B	C	D	E	F	G	H	I	VICENZA LEATHER
2020	2222	2360	2470	2581	2717	2972	3303	3507	4196	4570	4927

COM Yardage: 8.5
COL Footage: 153

8404 - Sofa



COM	COL	A	B	C	D	E	F	G	H	I	VICENZA LEATHER
2544	2799	2984	3127	3270	3446	3776	4205	4469	5360	5844	6306

COM Yardage: 11
COL Footage: 198

Llano

756

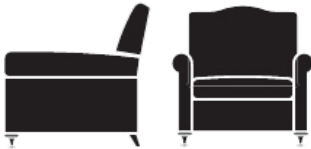
Legs are made from solid hardwood and are offered tapered & turned or plain tapered. Modular construction with a tight back, loose seat.

Designer: C|A Design

Specify: Finish for legs, turned or tapered

Chair 35" W												
Settee 59" W	D	H	AH	AW	SH	SD						
Sofa 83" W	34"	34.5"	27"	7"	17"							

7561 - Chair



COM	COL	A	B	C	D	E	F	G	H	I	VICENZA LEATHER
1414	1556	1654	1732	1810	1906	2086	2320	2464	2950	3214	3466

COM Yardage: 6
COL Footage: 108

7562 - Settee



COM	COL	A	B	C	D	E	F	G	H	I	VICENZA LEATHER
2178	2396	2538	2655	2772	2916	3186	3537	3753	4482	4878	5256

COM Yardage: 9
COL Footage: 162

7564 - Sofa



COM	COL	A	B	C	D	E	F	G	H	I	VICENZA LEATHER
2627	2890	3107	3263	3419	3611	3971	4439	4727	5699	6227	6731

COM Yardage: 12
COL Footage: 216

* Also Available with a straight back design

** Nailhead Trim - additional 10%

Manduba

871

Coordinates with 872 Sheduba series. Wood banded base with a "T" seat. 3/4 arms and curved back ,with tight seat and tight back.

Designer: Andrew Gower

	Chair 32.5" W											
Specify: Finish for exposed base & legs	Settee 58" W	D	H	AH	AW	SH	SD					
Pillows - bolsters available - CALL for yds and upcharge	Sofa 81" W	32"	34.75"	21.5"			18.75" 21"					

8711 - Chair



COM	COL	A	B	C	D	E	F	G	H	I	VICENZA LEATHER
1733	1906	1943	2011	2079	2163	2321	2525	2651	3077	3308	3538

COM Yardage: 5.25
COL Footage: 95

8712 - Settee



COM	COL	A	B	C	D	E	F	G	H	I	VICENZA LEATHER
2726	2998	3076	3190	3303	3443	3706	4047	4257	4966	5351	5728

COM Yardage: 8.75
COL Footage: 158

8714 - Sofa



COL	A	B	C	D	E	F	G	H	I	VICENZA LEATHER
3902	3977	4117	4257	4429	4751	5170	5428	6299	6772	7233

COM Yardage: 10.75
COL Footage: 194

Merced

820


Bolt on arms. Tight seat with tight back.

Designer: Andrew Gower

Specify: Finish for maple legs

Chair 30.5" W											
Settee 54.5" W	D	H	AH	AW	SH	SD					
Sofa 78.5" W	33"	46.5"	25.5"	4"	18"	20"					

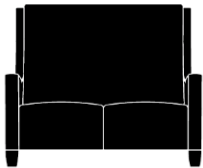
8201 - Chair



COM	COL	A	B	C	D	E	F	G	H	I	VICENZA LEATHER
1644	1809	1924	2015	2106	2218	2428	2701	2869	3436	3744	4038

COM Yardage: 7
COL Footage: 126

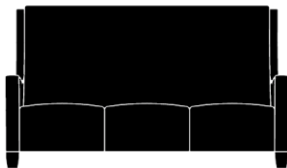
8202 - Settee



COM	COL	A	B	C	D	E	F	G	H	I	VICENZA LEATHER
2468	2715	2868	2998	3128	3288	3588	3978	4218	5028	5468	5888

COM Yardage: 10
COL Footage: 180

8204 - Sofa



COM	COL	A	B	C	D	E	F	G	H	I	VICENZA LEATHER
2961	3257	3461	3623	3786	3986	4361	4848	5148	6161	6711	7236

COM Yardage: 12.50
COL Footage: 225

* Nailhead Trim - additional 10%

Monterey

710

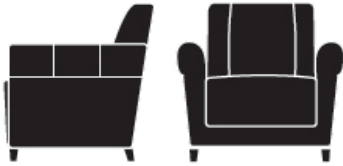
Coordinates with pull-up chair. Modernized club arm with waterfall tight seat with tight back. Luggage stitching detail on arm pad and back.

Designer: Andrew Gower

Specify: Finish for maple legs

Chair 32" W											
Settee 55" W	D	H	AH	AW	SH	SD					
Sofa 78" W	31"	33.5"	25.5"	5"	19"						

7101 - Chair



COM	COL	A	B	C	D	E	F	G	H	I	VICENZA LEATHER
1526	1678	1756	1831	1905	1997	2170	2394	2532	2998	3251	3502

COM Yardage: 5.75
COL Footage: 104

7102 - Settee



COM	COL	A	B	C	D	E	F	G	H	I	VICENZA LEATHER
2326	2559	2606	2697	2788	2900	3110	3383	3551	4118	4426	4720

COM Yardage: 7
COL Footage: 126

7104 - Sofa



COM	COL	A	B	C	D	E	F	G	H	I	VICENZA LEATHER
2803	3084	3153	3267	3381	3521	3783	4124	4334	5043	5428	5805

COM Yardage: 8.75
COL Footage: 158

Rawlins

780

Fiberglass arm caps and bolt on arms with tight seat and tight back. For contrasting welt, please contact customer service for upcharge and increased COM / COL yardage requirements.

Designer: Andrew Gower

Chair 36" W

Settee 58" W

Specify: Finish for maple legs

Sofa 80" W

Armless 35.5" W

D

H

AH

AW

SH

SD

34"

37"

27"

NA

18.5" 20"

7801 - Chair



COM	COL	A	B	C	D	E	F	G	H	I	VICENZA LEATHER
1615	1777	1885	1973	2061	2169	2371	2635	2797	3343	3640	3933

COM Yardage: 6.75

COL Footage: 122

7802 - Settee



COM	COL	A	B	C	D	E	F	G	H	I	VICENZA LEATHER
2465	2711	2835	2955	3075	3223	3501	3862	4084	4833	5240	5638

COM Yardage: 9.25

COL Footage: 167

7804 - Sofa



COM	COL	A	B	C	D	E	F	G	H	I	VICENZA LEATHER
2956	3252	3426	3579	3732	3920	4272	4730	5012	5964	6481	6984

COM Yardage: 11.75

COL Footage: 212

7805 - Armless



COM	COL	A	B	C	D	E	F	G	H	I	VICENZA LEATHER
1283	1411	1453	1508	1563	1631	1759	1924	2026	2371	2558	2746

COM Yardage: 4.25

COL Footage: 77

Rawlins

780

Fiberglass arm caps and bolt on arms with tight seat and tight back. For contrasting welt, please contact customer service for upcharge and increased COM / COL yardage requirements.

Designer: Andrew Gower

Chair 36" W

Settee 58" W

Specify: Finish for maple legs

Sofa 80" W

D

H

AH

AW

SH

SD

Armless 35.5" W

34"

37"

27"

NA

18.5" 20"

7809 - Ottoman



COM	COL	A	B	C	D	E	F	G	H	I	VICENZA LEATHER
939	1033	1029	1058	1087	1123	1191	1279	1333	1515	1614	1718

25" W, 24" D, 17" H

COM Yardage: 2.25

COL Footage: 41

CHARLES ALAN

Royal

750

Coordinates with Royal youth chair. Fiberglass arm caps on oversized club arm. For contrasting welt, add 1/2 yd for lounge chair, 3/4 yd for settee, 1 yd for sofa, 1/4 yd for ottoman, plus 5% upcharge. Tight seat with tight back.

Designer: Andrew Gower

Chair 36" W

Settee 58" W

Sofa 80" W

Armless 31" W

D	H	AH	AW	SH	SD
32.5"	38"	27"	8"	18"	

Specify: Finish for maple legs

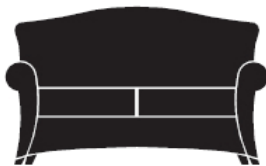
7501 - Chair



COM	COL	A	B	C	D	E	F	G	H	I	VICENZA LEATHER
1643	1807	1923	2014	2105	2217	2427	2700	2868	3435	3743	4037

COM Yardage: 7
COL Footage: 126


7502 - Settee



COM	COL	A	B	C	D	E	F	G	H	I	VICENZA LEATHER
2533	2786	2913	3036	3160	3312	3597	3967	4195	4965	5383	5782

COM Yardage: 9.5
COL Footage: 171

7504 - Sofa



COM	COL	A	B	C	D	E	F	G	H	I	VICENZA LEATHER
2956	3252	3446	3605	3765	3961	4328	4806	5100	6092	6631	7155

COM Yardage: 12.25
COL Footage: 221

7505 - Armless Chair



COM	COL	A	B	C	D	E	F	G	H	I	VICENZA LEATHER
1283	1411	1463	1521	1580	1652	1787	1962	2070	2435	2633	2822

COM Yardage: 4.5
COL Footage: 81

Royal

750

Coordinates with Royal youth chair. Fiberglass arm caps on oversized club arm. For contrasting welt, add 1/2 yd for lounge chair, 3/4 yd for settee, 1 yd for sofa, 1/4 yd for ottoman, plus 5% upcharge. Tight seat with tight back.

Designer: Andrew Gower

Chair 36" W

Settee 58" W

Specify: Finish for maple legs

Sofa 80" W

D H AH AW SH SD

Armless 31" W

32.5 38" 27" 8" 18"

7509 - Ottoman



COM	COL	A	B	C	D	E	F	G	H	I	VICENZA LEATHER
939	1033	1029	1058	1087	1123	1191	1279	1333	1515	1614	1718

26" W, 24" D, 18" H

COM Yardage: 2.25

COL Footage: 41

750Y - Youth Chair



COM	COL	A	B	C	D	E	F	G	H	I	VICENZA LEATHER
1141	1255	1321	1380	1438	1510	1645	1821	1929	2293	2491	2680

28" W, 26.5" D, 29.5" H, 20.5" AH, 6" AW, 14" SH

COM Yardage: 4.5

COL Footage: 81

Sarah

590

Coordinates with Sarah tables. Modular construction with a tight seat and tight back.

Designer: Andrew Gower

Specify: Finish for maple legs

Chair 32" W												
Settee 56" W	D	H	AH	AW	SH	SD						
Sofa 80" W	34.75"	31"	24.5"	4"	19"	22"						

5901 - Chair



COM	COL	A	B	C	D	E	F	G	H	I	VICENZA LEATHER
1370	1507	1610	1688	1766	1862	2042	2276	2420	2906	3170	3422

COM Yardage: 6
COL Footage: 108

5902 - Settee



COM	COL	A	B	C	D	E	F	G	H	I	VICENZA LEATHER
2257	2482	2637	2760	2884	3036	3321	3691	3919	4689	5107	5506

COM Yardage: 9.5
COL Footage: 171

5904 - Sofa



COM	COL	A	B	C	D	E	F	G	H	I	VICENZA LEATHER
2708	2979	3218	3384	3549	3753	4136	4633	4939	5972	6533	7078

COM Yardage: 12.75
COL Footage: 230

Sheduba

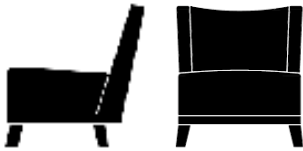
872

Coordinates with Manduba lounge series. Wood banded base with "T" seat. Curved back with tight seat and tight back.

Designer: C|A Design

	Chair 30" W											
Specify: Finish for exposed base and legs	Settee 58" W	D	H	AH	AW	SH	SD					
Pillows & bolsters available - CALL for upcharge and yardage	Sofa 81" W	32"	34.75"			18.75"	21"					

8721 - Chair



COM	COL	A	B	C	D	E	F	G	H	I	VICENZA LEATHER
1502	1652	1672	1727	1782	1850	1978	2143	2245	2590	2777	2965

COM Yardage: 4.25
COL Footage: 77

8722 - Settee



COM	COL	A	B	C	D	E	F	G	H	I	VICENZA LEATHER
2449	2693	2759	2859	2960	3084	3317	3619	3805	4433	4774	5109

COM Yardage: 7.75
COL Footage: 140

8724 - Sofa



COM	COL	A	B	C	D	E	F	G	H	I	VICENZA LEATHER
3269	3596	3659	3785	3912	4068	4361	4741	4975	5765	6194	6613

COM Yardage: 9.75
COL Footage: 176

Soma

690

Coordinates with Soma sectional, armless tablet series, pull-ups, benches and tables. Standard Soma legs are 1-1/2" clear anodized aluminum tubing bolted to a 1 1/8" thick maple banded platform. Optional casters are two locking, two free. Modular construction with maple plinth base. Tight seat with tight back.

Designer: Andrew Gower

Specify: Finish for base & optional tablets & arms, legs or casters

Chair 38" W

Optional: wood arm caps @ \$330 LIST/set, tablet arm @ \$360 LIST/ea

Settee 62" W

D H AH AW SH SD

Specify R or L

Sofa 86" W

32.75" 34" 25.5" 6.5" 17.5"

6901 - Chair



COM	COL	A	B	C	D	E	F	G	H	I	VICENZA LEATHER
1807	1987	2087	2178	2269	2381	2591	2864	3032	3599	3907	4201

COM Yardage: 7
COL Footage: 126

6902 - Settee



COM	COL	A	B	C	D	E	F	G	H	I	VICENZA LEATHER
2710	2981	3070	3187	3304	3448	3718	4069	4285	5014	5410	5788

COM Yardage: 9
COL Footage: 162

6904 - Sofa



COM	COL	A	B	C	D	E	F	G	H	I	VICENZA LEATHER
3254	3579	3734	3890	4046	4238	4598	5066	5354	6326	6854	7358

COM Yardage: 12
COL Footage: 216

6905 - Center Sectional



COM	COL	A	B	C	D	E	F	G	H	I	VICENZA LEATHER
807	888	907	940	972	1012	1087	1185	1245	1447	1557	1662

24" W, 32.75" D, 34" H, 17" SH

COM Yardage: 2.5
COL Footage: 45

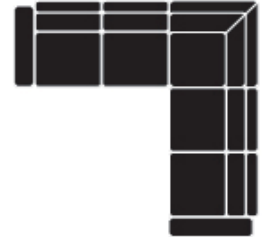
Soma

690

Coordinates with Soma sectional, armless tablet series, pull-ups, benches and tables. Standard Soma legs are 1-1/2" clear anodized aluminum tubing bolted to a 1 1/8" thick maple banded platform. Optional casters are two locking, two free. Modular construction with maple plinth base. Tight seat with tight back.

Designer: Andrew Gower

Plan:



Specify: Finish for base & optional tablets & arms, legs or casters

Optional: wood arm caps @ \$330 LIST/set, tablet arm @ \$360 LIST/ea, spec R or L

6906 - Starter Left



COM	COL	A	B	C	D	E	F	G	H	I	VICENZA LEATHER
1344	1479	1504	1556	1608	1672	1792	1948	2044	2368	2544	2712

31" W, 32.75" D, 34" H, 25" AH, 7" AW, 17" SH

COM Yardage: 4
COL Footage: 72

6907 - Starter Right



COM	COL	A	B	C	D	E	F	G	H	I	VICENZA LEATHER
1344	1479	1504	1556	1608	1672	1792	1948	2044	2368	2544	2712

31" W, 32.75" D, 34" H, 25" AH, 7" AW, 17" SH

COM Yardage: 4
COL Footage: 72

6908 - Corner Unit



COM	COL	A	B	C	D	E	F	G	H	I	VICENZA LEATHER
1344	1479	1564	1636	1707	1795	1960	2175	2307	2752	2994	3225

35.75" W, 32.75" D, 34" H, 25", 17" SH

COM Yardage: 5.5
COL Footage: 99

6909 - Ottoman



COM	COL	A	B	C	D	E	F	G	H	I	VICENZA LEATHER
1150	1264	1240	1269	1298	1334	1402	1489	1543	1726	1825	1929

25" W, 25" D, 17.5" H

COM Yardage: 2.25
COL Footage: 41

Soma

690

Coordinates with Soma sectional, armless tablet series, pull-ups, benches and tables. Standard Soma legs are 1-1/2" clear anodized aluminum tubing bolted to a 1 1/8" thick maple banded platform. Optional casters are two locking, two free. Modular construction with maple plinth base. Tight seat with tight back.

Designer: Andrew Gower

Specify: Maple Tablet Arm optional from list below @ \$360 LIST/ea.
Specify Left or Right sitting.

6961-R	Right Arm - Oval	9.5" x 14.5"
6961-L	Left Arm - Oval	9.5" x 14.5"
6971-R	Right Arm - Oval	12" x 16"
6971-L	Left Arm - Oval	12" x 16"
6981-R	Right Arm - Rectangular	9" x 12"
6981-L	Left Arm - Rectangular	9" x 12"
6991-R	Right Arm - Rectangular	10" x 15"
6991-L	Left Arm - Rectangular	10" x 15"

Soma Armless

692

Coordinates with Soma lounge, sectional, pull-ups, benches and tables. Standard Soma legs are 1-1/2" clear anodized aluminum tubing bolted to a 1 1/8" thick maple banded platform. Optional casters are two locking, two free. Modular construction with maple plinth base. Tight seat with tight back.

Designer: Andrew Gower

Chair 27" W												
Settee 54" W	D	H	AH	AW	SH	SD						
Sofa 81" W	33"	34"	25"			17.5"						


6921 - Chair



COM	COL	A	B	C	D	E	F	G	H	I	VICENZA LEATHER
1225	1347	1375	1423	1472	1532	1645	1791	1881	2185	2350	2517

COM Yardage: 3.75
COL Footage: 68

6922 - Settee



COM	COL	A	B	C	D	E	F	G	H	I	VICENZA LEATHER
1836	2019	2116	2207	2298	2410	2620	2893	3061	3628	3936	4230

COM Yardage: 7
COL Footage: 126

6924 - Sofa



COM	COL	A	B	C	D	E	F	G	H	I	VICENZA LEATHER
2205	2425	2585	2708	2832	2984	3269	3639	3867	4637	5055	5454

COM Yardage: 9.5
COL Footage: 171

Specify: Left or Right sitting - Wilson Art standard laminate with tee mold edging for tablet
Finish for base platform
Casters are standard (two locking, two free)
Aluminum Soma legs are available at the same price

Tablet:
\$375 LIST for optional tablet arm

6962-R	Right Arm - Oval	12" x 16"
6962-L	Left Arm - Oval	12" x 16"
6982-R	Right Arm - Rectangular	12" x 16"
6982-L	Left Arm - Rectangular	12" x 16"

For width including tablet, add 8.25" per tablet

Sonora

510

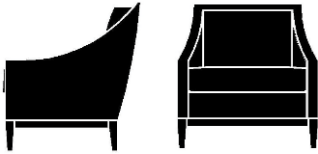
Elegant, clean lines with a curved front arm transition from 20.25" AH to 33" H. Tight back with loose seat. Solid maple hardwood exposed band and legs.

Designer: C|A Design

Specify: Finish

Chair 31" W												
Settee 58" W	D	H	AH	AW	SH	SD						
Sofa 86" W	32.5"	33"		2"	20"	22.5"						


5101 - Chair



COM	COL	A	B	C	D	E	F	G	H	I	VICENZA LEATHER
1588	1747	1838	1920	2001	2101	2288	2532	2682	3188	3463	3735

COM Yardage: 6.25
COL Footage: 113


5102 - Settee



COM	COL	A	B	C	D	E	F	G	H	I	VICENZA LEATHER
2345	2580	2745	2875	3005	3165	3465	3855	4095	4905	5345	5765

COM Yardage: 10
COL Footage: 180

5104 - Sofa



COM	COL	A	B	C	D	E	F	G	H	I	VICENZA LEATHER
2859	3145	3359	3521	3684	3884	4259	4746	5046	6059	6609	7134

COM Yardage: 13
COL Footage: 225

CHARLES ALAN

Travis

QS

850

"T" back, bolt on arms. Tight back with loose seat.

Designer: C|A Design

Specify: Finish for maple legs

Chair 31" W												
Settee 51" W	D	H	AH	AW	SH	SD						
Sofa 75" W	33"	37"	25"	4"	18.5"							


8501 - Chair - QS



COM	COL	A	B	C	D	E	F	G	H	I	VICENZA LEATHER
1334	1467	1574	1652	1730	1826	2006	2240	2384	2870	3134	3386

COM Yardage: 6
COL Footage: 108

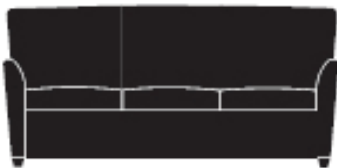
8502 - Settee - QS



COM	COL	A	B	C	D	E	F	G	H	I	VICENZA LEATHER
2009	2209	2359	2472	2586	2726	2989	3330	3540	4249	4634	5011

COM Yardage: 8.75
COL Footage: 158

8504 - Sofa - QS



COM	COL	A	B	C	D	E	F	G	H	I	VICENZA LEATHER
2479	2726	2889	3022	3155	3319	3627	4026	4272	5103	5554	5994

COM Yardage: 10.25
COL Footage: 185

8509 - Ottoman



COM	COL	A	B	C	D	E	F	G	H	I	VICENZA LEATHER
783	861	873	902	932	968	1035	1123	1177	1359	1458	1562

22" W, 22" D, 18" H

COM Yardage: 2.25
COL Footage: 41

Tuxedo

2000

Mitered and luggage stitched details around outer chair shell. Loose seat with loose back.

Designer: C|A Design

Chair 32" W											
Settee 57" W	D	H	AH	AW	SH	SD					
Sofa 82" W	32"	30"	24"	3"	17"						


20001 - Chair



COM	COL	A	B	C	D	E	F	G	H	I	VICENZA LEATHER
1361	1497	1621	1706	1790	1894	2089	2343	2499	3025	3311	3584

COM Yardage: 6.5
COL Footage: 117


20002 - Settee



COM	COL	A	B	C	D	E	F	G	H	I	VICENZA LEATHER
2041	2245	2421	2545	2668	2820	3105	3476	3704	4473	4891	5290

COM Yardage: 9.5
COL Footage: 171

20004 - Sofa



COM	COL	A	B	C	D	E	F	G	H	I	VICENZA LEATHER
2450	2695	2950	3113	3275	3475	3850	4338	4638	5650	6200	6725

COM Yardage: 12.5
COL Footage: 225

Specify: Luggage stitching is standard. Welting can be substituted for a 5% upcharge
Cushion and back strap anchors can be specified at an additional \$45 LIST/cushion
Ebony finish on the mitered hardwood plinth base is standard

Options: Optional C|A finishes at no upcharge
Optional legs available, reference Charlie series (2100)
Four inch arm available - add: Chair \$110 LIST
 Settee \$140 LIST
 Sofa \$165 LIST

* Overall depth is increased by (1) inch
* Overall width is increased (2) inches

CHARLES ALAN

Tuxi

2120

Coordinates with Tuxi benches and tables. Turned clear anodized aluminum legs. Tight seat with attached back.

Designer: Andrew Gower

Specify: Wood legs available @ 5% LIST upcharge

Chair 34" W												
Settee 58" W	D	H	AH	AW	SH	SD						
Sofa 82" W	31.75"	31"	24.5"	5.5"	18"							

21201 - Chair



COM	COL	A	B	C	D	E	F	G	H	I	VICENZA LEATHER
1540	1694	1770	1844	1919	2011	2184	2408	2546	3012	3265	3516

COM Yardage: 5.75
COL Footage: 104

21202 - Settee



COM	COL	A	B	C	D	E	F	G	H	I	VICENZA LEATHER
2328	2561	2688	2805	2922	3066	3336	3687	3903	4632	5028	5406

COM Yardage: 9
COL Footage: 162

21204 - Sofa



COM	COL	A	B	C	D	E	F	G	H	I	VICENZA LEATHER
2767	3044	3247	3403	3559	3751	4111	4579	4867	5839	6367	6871

COM Yardage: 12
COL Footage: 216

CHARLES ALAN

Urban

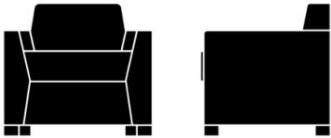
880

Designer: C|A Design

Specify:

Chair 29" W												
Settee 58" W	D	H	AH	AW	SH	SD						
Sofa 82" W	26"	27"	24"	3.5"	18.75"	21"						

8801 - Chair



COM	COL	A	B	C	D	E	F	G	H	I	VICENZA LEATHER
1645	1809	1845	1910	1975	2055	2205	2400	2520	2925	3145	3355

COM Yardage: 5
COL Footage: 90

8802 - Settee



COM	COL	A	B	C	D	E	F	G	H	I	VICENZA LEATHER
2464	2710	2764	2862	2959	3079	3304	3597	3777	4384	4714	5029

COM Yardage: 7.5
COL Footage: 135

8804 - Sofa



COM	COL	A	B	C	D	E	F	G	H	I	VICENZA LEATHER
2958	3254	3358	3488	3618	3778	4078	4468	4708	5518	5958	6378

COM Yardage: 10
COL Footage: 180

Ventura

685

Coordinates with Ventura bench. Boxed upholstered arms and seat with veneered wood ends and back on top of a 1 1/2" square tubing, 14 gauge steel base, "Stardust" powder coated. Tight seat with attached back.

Designer: Andrew Gower

Specify: Finish for veneered wood surround

Chair 36" W					
Settee 60" W	D	H	AH	AW	SH
Sofa 84" W	34"	33'	25"	6"	18"

6851 - Chair



COM	COL	A	B	C	D	E	F	G	H	I	VICENZA LEATHER
2420	2662	2580	2632	2684	2748	2868	3024	3120	3444	3620	3788

COM Yardage: 4
COL Footage: 72

6852 - Settee



COM	COL	A	B	C	D	E	F	G	H	I	VICENZA LEATHER
3318	3650	3598	3689	3780	3892	4102	4375	4543	5110	5418	5712

COM Yardage: 7
COL Footage: 126

6854 - Sofa



COM	COL	A	B	C	D	E	F	G	H	I	VICENZA LEATHER
3985	4383	4385	4515	4645	4805	5105	5495	5735	6545	6985	7405

COM Yardage: 10
COL Footage: 180

CHARLES ALAN

Z

815

Coordinates with Z pull-ups

Designer: C|A Design

Specify: Finish on maple legs

W	D	H	AH	AW	SH	SD
32"	27"	33"	NA	NA	19"	

8151 - Chair



COM	COL	A	B	C	D	E	F	G	H	I	VICENZA LEATHER
1454	1600	1564	1600	1636	1680	1762	1869	1935	2158	2279	2404

COM Yardage: 2.75

COL Footage: 50

CHARLES ALAN



Pull Up

Austin

4090


Coordinates with Austin lounge, barstool and table series. Curved maple top back rail, side stretchers, curved back legs, frame is constructed out of hardwood.

Designer: C|A Design

Specify: Finish on maple frame

Armless 19.5" W	D	H	AH	AW	SH	SD
w/ Arms 23" W	24"	34"			18"	


40908 - Pull Up



COM	COL	A	B	C	D	E	F	G	H	I	VICENZA LEATHER
1053	1158	1113	1132	1152	1176	1221	1279	1315	1437	1503	1566

COM Yardage: 1.5
COL Footage: 27

40909 - Pull Up w/ Arms



COM	COL	A	B	C	D	E	F	G	H	I	VICENZA LEATHER
1177	1295	1237	1257	1276	1300	1345	1404	1440	1561	1627	1690

COM Yardage: 1.5
COL Footage: 27

Bailey

811

Features rolled arms with a tight seat and tight back. Beaded, mitered wood edge with flared maple legs.

Designer: C|A Design

Specify: Finish on maple frame

W	D	H	AH	AW	SH	SD
30"	31"	33.5"			18"	21.75"

8111 - Pull Up



COM	COL	A	B	C	D	E	F	G	H	I	VICENZA LEATHER
1678	1845	1858	1916	1975	2047	2182	2357	2465	2830	3028	3217

COM Yardage: 4.5
COL Footage: 81

Charlotte

730

Steam bent maple arms that are available in any standard maple finish. Tight seat with tight back.

Designer: Andrew Gower

Specify: Finish on maple frame

w/ Skirt 22.5" W												
w/ Arms 25" W	D	H	AH	AW	SH	SD						
Pull Up 22.5" W	28"	42.5"			19"	19"						

7301 - Pull Up w/ Skirt



COM	COL	A	B	C	D	E	F	G	H	I	VICENZA LEATHER
1223	1345	1363	1409	1454	1510	1615	1752	1836	2119	2273	2420

COM Yardage: 3.5
COL Footage: 63

7311 - Pull Up w/ Arms



COM	COL	A	B	C	D	E	F	G	H	I	VICENZA LEATHER
1513	1664	1613	1646	1678	1718	1793	1891	1951	2153	2263	2368

COM Yardage: 2.5
COL Footage: 45

7321 - Pull Up



COM	COL	A	B	C	D	E	F	G	H	I	VICENZA LEATHER
1090	1199	1190	1223	1255	1295	1370	1468	1528	1730	1840	1945

COM Yardage: 2.5
COL Footage: 45

Childress II

2526

Features top stitching tailoring. Tight seat and back. **Please Note:** Large prints and striped fabric patterns may become distorted due to the nature of the design. Carpet casters included.

Designer: Wes Byrd

Specify:

W	D	H	AH	AW	SH	SD
27"	28"	30"			18"	18"

25261 - Pull Up



COM	COL	A	B	C	D	E	F	G	H	I	VICENZA LEATHER
1065	1171	1215	1264	1312	1372	1485	1631	1721	2025	2190	2357

COM Yardage: 3.75
COL Footage: 68

Dillon

720

Stacks (4) height. Built with a solid maple frame. Bent plywood back construction follows curve of legs. Plain sliced maple veneer standard on wood back.

Designer: Andrew Gower

7201 22" W

7202 22" W

Specify: Finish on maple frame

7203 25" W

D

H

AH

AW

SH

SD

7204 25" W

24"

36"

26.5"

18.5"

7201 - Pull Up w/ Wood Back & Upholstered Seat



COM	COL	A	B	C	D	E	F	G	H	I	VICENZA LEATHER
1116	1227	1146	1155	1165	1177	1200	1229	1247	1308	1341	1382

COM Yardage: 0.75

COL Footage: 14

7202 - Pull Up w/ Upholstered Seat & Back



COM	COL	A	B	C	D	E	F	G	H	I	VICENZA LEATHER
991	1090	1031	1044	1057	1073	1103	1142	1166	1247	1291	1333

COM Yardage: 1

COL Footage: 18

7203 - Pull Up w/ Arms - Wood Back & Upholstered Seat



COM	COL	A	B	C	D	E	F	G	H	I	VICENZA LEATHER
1271	1398	1301	1310	1320	1332	1355	1384	1402	1463	1496	1537

COM Yardage: 0.75

COL Footage: 14

7204 - Pull Up w/ Arms - Upholstered Seat & Back



COM	COL	A	B	C	D	E	F	G	H	I	VICENZA LEATHER
1158	1274	1198	1211	1224	1240	1270	1309	1333	1414	1458	1500

COM Yardage: 1

COL Footage: 18

Evans

763

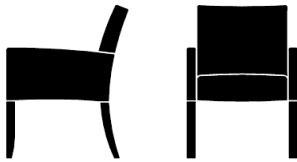
Coordinates with Evans lounge, barstool, bench and table series. Solid maple wood frame. Bolt on arms (except for 7951C)

Designer: Andrew Gower

Specify: Finish on maple frame

W	D	H	AH	AW	SH	SD
23.5"	25.5"	33.5"	26"		18"	18"

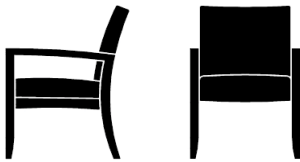
7631 - Pull Up w/ Closed Arm



COM	COL	A	B	C	D	E	F	G	H	I	VICENZA LEATHER
1065	1171	1165	1197	1230	1270	1345	1442	1502	1705	1815	1920

COM Yardage: 2.5
COL Footage: 45


7652 - Pull Up w/ Open Arms



COM	COL	A	B	C	D	E	F	G	H	I	VICENZA LEATHER
1126	1239	1186	1206	1225	1249	1294	1353	1389	1510	1576	1639

COM Yardage: 1.5
COL Footage: 27

7632C - Pull Up w/ Open Arms on Casters



COM	COL	A	B	C	D	E	F	G	H	I	VICENZA LEATHER
1242	1366	1302	1321	1341	1365	1410	1468	1504	1626	1692	1755

COM Yardage: 1.5
COL Footage: 27

French Club

741

Coordinates with French Club lounge, barstool and table series. Tapered turned front legs, tight seat with tight back.

Designer: Andrew Gower

Specify: Finish on maple frame

W	D	H	AH	AW	SH	SD
26"	27.5"	32"			18"	17.5"

7411 - Pull Up



COM	COL	A	B	C	D	E	F	G	H	I	VICENZA LEATHER
1422	1564	1552	1594	1636	1688	1786	1913	1991	2254	2397	2543

COM Yardage: 3.25
COL Footage: 59

7412 - Dining Chair



COM	COL	A	B	C	D	E	F	G	H	I	VICENZA LEATHER
1047	1151	1107	1126	1146	1170	1215	1273	1309	1431	1497	1560

COM Yardage: 1.5
COL Footage: 27

19" W, 22" D, 35" H, 19" SH, 17.5" SD

Meridian

4070


Coordinates with Meridian barstools and bar height table. Brushed stainless steel foot rails offer exceptional wear resistance. Field replaceable upholstered seat and back (*except on 40709*).

Designer: C|A Design

Specify: Finish on maple frame

Pull Up 21" W	D	H	AH	AW	SH	SD
Pull Up w/ Arms 23.5" W	23"	31.5"			18"	


40708 - Pull Up



COM	COL	A	B	C	D	E	F	G	H	I	VICENZA LEATHER
1027	1129	1107	1133	1159	1191	1251	1329	1377	1539	1627	1711

COM Yardage: 2
COL Footage: 36

40709 - Pull Up w/ Arms



COM	COL	A	B	C	D	E	F	G	H	I	VICENZA LEATHER
1153	1268	1263	1298	1334	1378	1461	1568	1634	1857	1978	2103

COM Yardage: 2.75
COL Footage: 50

Monterey

711

Coordinates with Monterey lounge series. Modernized club arm with waterfall tight seat with tight back. Luggage stitching detail on arm pad and back.

Designer: Andrew Gower

Specify: Finish on maple frame

W	D	H	AH	AW	SH	SD
27"	25.5"	33.5"	25"	3"	18.5"	

7111 - Pull Up



COM	COL	A	B	C	D	E	F	G	H	I	VICENZA LEATHER
1384	1522	1514	1556	1598	1650	1748	1874	1952	2216	2359	2505

COM Yardage: 3.25
COL Footage: 59

Navarro

4010

Brushed stainless steel side rails. Waterfall seat with solid hard wood maple frame.

Designer: C|A Design

W	D	H	AH	AW	SH	SD
18"	22.5"	34"	NA	NA	18"	

40108 - Pull Up



COM	COL	A	B	C	D	E	F	G	H	I	VICENZA LEATHER
909	1000	969	988	1008	1032	1077	1135	1171	1293	1359	1422

COM Yardage: 1.5
COL Footage: 27

Specify: Finish on maple frame
Contact customer service for other options and specialty pricing.

Soma

693

Coordinates with Soma lounge, armless tablet, bench and table series. Bolt on arms with tight seat and tight back.
 "Stardust" powder coated 1" steel legs.

Designer: Andrew Gower

Specify:

W	D	H	AH	AW	SH	SD
25"	25"	31"	24"	3"	17"	

6931 - Pull Up



COM	COL	A	B	C	D	E	F	G	H	I	VICENZA LEATHER
1447	1592	1617	1672	1728	1796	1923	2089	2191	2535	2722	2910

COM Yardage: 4.25
 COL Footage: 77

CHARLES ALAN

VA

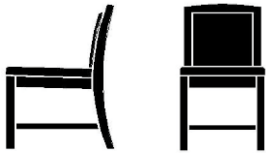
8050

Solid maple wood frame, inset upholstered back with upholstered seat, available in a plus size as well as arms.

Designer: C|A Design

Specify:	Pull Up 19" W										
	Pull Up - PS 23" W	D	H	AH	AW	SH	SD				
	Pull Up w/ Arms 23" W	22"	35.5"			19.5"					

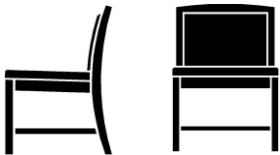
80508- Pull Up



COM	COL	A	B	C	D	E	F	G	H	I	VICENZA LEATHER
874	961	914	927	940	956	986	1025	1049	1130	1174	1216

COM Yardage: 1
COL Footage: 18

80508-PS - Pull Up - Plus Sized



COM	COL	A	B	C	D	E	F	G	H	I	VICENZA LEATHER
1019	1121	1059	1072	1085	1101	1131	1170	1194	1275	1319	1361

COM Yardage: 1
COL Footage: 18

80509 - Pull Up w/ Arms



COM	COL	A	B	C	D	E	F	G	H	I	VICENZA LEATHER
1008	1109	1048	1061	1074	1090	1120	1159	1183	1264	1308	1350

COM Yardage: 1
COL Footage: 18

Westin

800

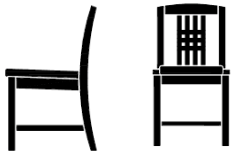
Solid maple wood frame with upholstered seat

Designer: Andrew Gower

Specify: Finish on maple frame

W	D	H	AH	AW	SH	SD
19"	22"	35.5"			19.5"	

8001 - Pull Up



COM	COL	A	B	C	D	E	F	G	H	I	VICENZA LEATHER
1049	1154	1079	1089	1099	1111	1133	1162	1180	1241	1274	1315

COM Yardage: 0.75
COL Footage: 14

CHARLES ALAN

Z

810

Coordinates with Z lounge series. Waterfall seat with solid maple wood frame.

Designer: C|A Design

Specify: Finish on maple frame

Pull Up 23" W

D

H

AH

AW

SH

SD

Contact customer service for slipcover options

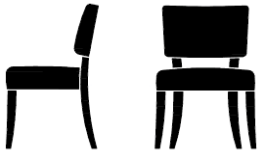
Pull Up w/ Arms 26" W

23.5" 33"

25.5"

19"


8101 - Pull Up



COM	COL	A	B	C	D	E	F	G	H	I	VICENZA LEATHER
1106	1217	1186	1212	1238	1270	1330	1408	1456	1618	1706	1790

COM Yardage: 2
COL Footage: 36

8102 - Pull Up w/ Arms



COM	COL	A	B	C	D	E	F	G	H	I	VICENZA LEATHER
1415	1556	1495	1521	1547	1579	1639	1717	1765	1927	2015	2099

COM Yardage: 2
COL Footage: 36

8103 - Low Easy



COM	COL	A	B	C	D	E	F	G	H	I	VICENZA LEATHER
1348	1483	1428	1454	1480	1512	1572	1650	1698	1860	1948	2032

23.75" W, 21.75" D, 25" H, 13.5" SH

COM Yardage: 2
COL Footage: 36

CHARLES ALAN



Barstools

Austin

4090


Coordinates with Austin lounge, pull up and table series. Brushed stainless steel foot rails offer wear resistance. Curved maple top back rail echoes solid hardwood frame

Designer: C|A Design

Specify: Finish on maple frame

W	D	H	AH	AW	SH	SD
17.25"	21.25"	44"			30"	

40907 - Barstool



COM	COL	A	B	C	D	E	F	G	H	I	VICENZA LEATHER
1097	1206	1157	1176	1196	1220	1265	1323	1359	1481	1547	1610

COM Yardage: 1.5
COL Footage: 27

Benton

4020

Front stretcher has charcoal kickplate. Solid hardwood maple frame.

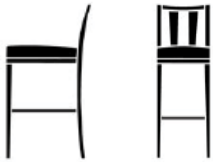
Designer: C|A Design

Specify: Finish on maple frame

Yardage for 2 or more Benton Barstools is .5 yard per chair, or 9 sqft.

W	D	H	AH	AW	SH	SD
17.5"	21.5"	44"			30"	

40207 - Barstool



COM	COL	A	B	C	D	E	F	G	H	I	VICENZA LEATHER
961	1057	991	1000	1010	1022	1045	1074	1092	1153	1186	1227

COM Yardage: 0.75

COL Footage: 14

Clairmont

4060

Coordinates with Clairmont lounge series. Brushed stainless steel foot rails offer wear resistance. Waterfall seat with solid hard wood maple frame.

Designer: Andrew Gower

Specify: Finish for maple legs (and arms for 40617)	Barstool 18" W											
	w/ Arms 22" W	D	H	AH	AW	SH	SD					
	w/ Upholstered Arms 22" W	23"	43"			30"	16.75"					


40607 - Barstool



COM	COL	A	B	C	D	E	F	G	H	I	VICENZA LEATHER
992	1091	1052	1071	1091	1115	1160	1218	1254	1376	1442	1505

COM Yardage: 1.5
COL Footage: 27

40617 - Barstool w/ Arms




COM	COL	A	B	C	D	E	F	G	H	I	VICENZA LEATHER
1111	1222	1171	1190	1210	1234	1279	1337	1373	1495	1561	1624

37" AH

COM Yardage: 1.5
COL Footage: 27

40626 - Barstool w/ Upholstered Arms



COM	COL	A	B	C	D	E	F	G	H	I	VICENZA LEATHER
1069	1176	1149	1175	1201	1233	1293	1371	1419	1581	1669	1753

36" AH

COM Yardage: 2
COL Footage: 36

Dillon

4030

Coordinates with Dillon pull up series. Brushed stainless steel foot rails offer exceptional wear resistance. Solid maple frame with plain sliced maple bent plywood back that follows the curve of the legs. Upholstered seat.

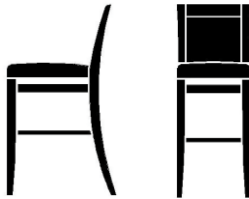
Designer: Andrew Gower

Specify: Finish on maple frame.

Back available in quarter cut curly maple veneer.

W	D	H	AH	AW	SH	SD
17.5"	22"	43"			30"	

40307 - Barstool



COM	COL	A	B	C	D	E	F	G	H	I	VICENZA LEATHER
1097	1206	1127	1137	1146	1158	1181	1210	1228	1289	1322	1363

COM Yardage: 0.75

COL Footage: 14

Evans

4050

Coordinates with Evans lounge, pull up, and table series. Front stretcher has standard charcoal kickplate. Solid hardwood maple frame.

Designer: Andrew Gower

Specify: Finish on maple frame.

W	D	H	AH	AW	SH	SD
18"	21.5"	44"			30"	17"

40507 - Barstool



COM	COL	A	B	C	D	E	F	G	H	I	VICENZA LEATHER
1021	1123	1071	1087	1104	1124	1161	1210	1240	1341	1396	1458

COM Yardage: 1.25
COL Footage: 23

French Club

4040 & 4041

Coordinates with French Club lounge, pull up and table series. Turned front tapered legs with solid hardwood maple frame.

Designer: Andrew Gower

Specify: Finish for maple legs (and wood frame back for 40417)

W	D	H	AH	AW	SH	SD
19"	22"	43"			31"	

40407 - Barstool



COM	COL	A	B	C	D	E	F	G	H	I	VICENZA LEATHER
1237	1361	1297	1317	1336	1360	1405	1464	1500	1621	1687	1750

COM Yardage: 1.5
COL Footage: 27

40417 - Barstool w/ Arms



COM	COL	A	B	C	D	E	F	G	H	I	VICENZA LEATHER
1385	1524	1435	1451	1468	1488	1525	1574	1604	1705	1760	1822

COM Yardage: 1.25
COL Footage: 23

Iredale

4080

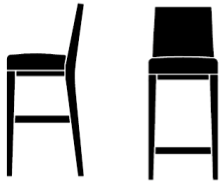
Front stretcher has standard charcoal kickplate. Laminated curved back joins to a solid maple frame.

Designer: C|A Design

Specify: Finish on maple frame.

W	D	H	AH	AW	SH	SD
18"	19.5"	43"			30"	16.5"

40807 - Barstool



COM	COL	A	B	C	D	E	F	G	H	I	VICENZA LEATHER
968	1065	998	1008	1018	1030	1052	1081	1099	1160	1193	1234

COM Yardage: 0.75
COL Footage: 14

Meridian

4070


Coordinates with Meridian bar height table and pull up chairs. Brushed stainless steel foot rails offer exceptional wear resistance. Field replaceable upholstered seat and back.

Designer: C|A Design

Specify: Finish on maple frame.

W	D	H	AH	AW	SH	SD
18"	22"	43.75"			30"	


40705 - Barstool



COM	COL	A	B	C	D	E	F	G	H	I	VICENZA LEATHER
1047	1152	1097	1114	1130	1150	1187	1236	1266	1367	1422	1484

COM Yardage: 1.25
COL Footage: 23


40706 - Barstool



COM	COL	A	B	C	D	E	F	G	H	I	VICENZA LEATHER
1101	1211	1151	1167	1183	1203	1241	1289	1319	1421	1476	1538

COM Yardage: 1.25
COL Footage: 23

40707 - Barstool



COM	COL	A	B	C	D	E	F	G	H	I	VICENZA LEATHER
1047	1152	1097	1114	1130	1150	1187	1236	1266	1367	1422	1484

COM Yardage: 1.25
COL Footage: 23

CHARLES ALAN

Navarro

QS 4010

Brushed stainless steel foot rails offer exceptional wear resistance. Waterfall seat with solid hard wood maple frame

Designer: C|A Design

Specify: Finish on maple frame

Contact customer service for other options and specialty pricing.

W	D	H	AH	AW	SH	SD
18"					30"	

40105 - Counter Height Barstool



COM	COL	A	B	C	D	E	F	G	H	I	VICENZA LEATHER
992	1091	1052	1071	1091	1115	1160	1218	1254	1376	1442	1505

23" D, 40" H, 25" SH

COM Yardage: 1.5
COL Footage: 27

40106 - Backless Stool



COM	COL	A	B	C	D	E	F	G	H	I	VICENZA LEATHER
899	989	939	952	965	981	1011	1050	1074	1155	1199	1241

18" W, 30" H

COM Yardage: 1
COL Footage: 18

40107 - Barstool



COM	COL	A	B	C	D	E	F	G	H	I	VICENZA LEATHER
992	1091	1052	1071	1091	1115	1160	1218	1254	1376	1442	1505

23" D, 43" H, 30" SH

COM Yardage: 1.5
COL Footage: 27

CHARLES ALAN

VA

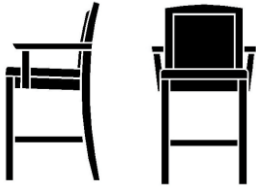
8051

Designer: C|A Design

Specify:

W D H AH AW SH SD
23" 22"

80516 - Counter Height Barstool w/ Arms




COM	COL	A	B	C	D	E	F	G	H	I	VICENZA LEATHER
1107	1218	1147	1160	1173	1189	1219	1258	1282	1363	1407	1449

39.75" H, 25" SH

COM Yardage: 1
COL Footage: 18

80517 - Barstool w/ Arms



COM	COL	A	B	C	D	E	F	G	H	I	VICENZA LEATHER
1126	1238	1166	1179	1192	1208	1238	1277	1301	1382	1426	1468

45.75" H, 30" SH

COM Yardage: 1
COL Footage: 18

CHARLES ALAN



Benches

CHARLES ALAN

Erik

340

Coordinates with Erik tables. Plain sliced maple veneered body with brushed aluminum reveals. Boxed sewn upholstered seat standard with optional 2 cm granite top.

Designer: Erik Travis

Specify: Finish for exposed maple base

For optional Absolute granite 2CM tops, add \$533 LIST each.

Single 21" W

Double 42" W

Triple 63" W

D

H

AH

AW

SH

21"

18"

3401 - Single



COM	COL	A	B	C	D	E	F	G	H	I	VICENZA LEATHER
1117	1229	1147	1157	1166	1178	1201	1230	1248	1309	1342	1383

COM Yardage: 0.75

COL Footage: 14

3402 - Double



COM	COL	A	B	C	D	E	F	G	H	I	VICENZA LEATHER
1735	1909	1795	1815	1834	1858	1903	1962	1998	2119	2185	2248

COM Yardage: 1.5

COL Footage: 27

3403 - Triple



COM	COL	A	B	C	D	E	F	G	H	I	VICENZA LEATHER
2024	2227	2114	2144	2173	2209	2276	2364	2418	2600	2699	2803

COM Yardage: 2.25

COL Footage: 41

Evans

310

Coordinates with Evans lounge, pull up, barstool and table series. Seat floats above upholstered base with tapered maple legs.

Designer: Andrew Gower

Specify: Finish for maple legs

Single 21" W					
Double 42" W	D	H	AH	AW	SH
Triple 63" W	21"	18"			

3101 - Single



COM	COL	A	B	C	D	E	F	G	H	I	VICENZA LEATHER
939	1033	1029	1058	1088	1124	1191	1279	1333	1515	1614	1718

COM Yardage: 2.25
COL Footage: 41

3102 - Double



COM	COL	A	B	C	D	E	F	G	H	I	VICENZA LEATHER
1138	1251	1278	1323	1369	1425	1530	1666	1750	2034	2188	2335

COM Yardage: 3.5
COL Footage: 63

3103 - Triple



COL	A	B	C	D	E	F	G	H	I	VICENZA LEATHER
1645	1686	1747	1809	1885	2028	2213	2327	2712	2921	3130

COM Yardage: 4.75
COL Footage: 86

Java

330

Coordinates with Java lounge and table series. Legs are "Stardust" powder coated steel. Welt cord at top defines seat.

Designer: Andrew Gower

Specify:	Single 21" W					
	Double 42" W	D	H	AH	AW	SH
	Triple 63" W	23.5"	18.5"			

3301 - Single



COM	COL	A	B	C	D	E	F	G	H	I	VICENZA LEATHER
1119	1231	1199	1225	1251	1283	1343	1421	1469	1631	1719	1803

COM Yardage: 2
COL Footage: 36

3302 - Double



COM	COL	A	B	C	D	E	F	G	H	I	VICENZA LEATHER
1314	1445	1434	1473	1512	1560	1650	1767	1839	2082	2214	2340

COM Yardage: 3
COL Footage: 54

3303 - Triple



COM	COL	A	B	C	D	E	F	G	H	I	VICENZA LEATHER
1567	1724	1747	1805	1864	1936	2071	2246	2354	2719	2917	3106

COM Yardage: 4.5
COL Footage: 81

Soma

691

Coordinates with Soma lounge, armless tablet, pull up and table series. Standard Soma legs are 1-1/2" aluminum tubing. Soma benches feature bolt together construction with a tailored seat quartered, tufted and luggage stitched, anchored by a single centered (1) inch button.

Designer: Andrew Gower

Specify: Finish for exposed maple base (WB)	Single 24" W					
	Double 48" W	D	H	AH	AW	SH
	Triple 72" W	24"	18"			

6911 - Single



COM	COL	A	B	C	D	E	F	G	H	I	VICENZA LEATHER
1170	1287	1200	1210	1220	1232	1254	1283	1301	1362	1395	1843
Total COM:		2.25		Top COM Yardage: 1.5			Bottom COM Yardage: 0.75				
Total COL:		41		Top COL Footage: 27			Bottom COL Footage: 14				

6912 - Double



COM	COL	A	B	C	D	E	F	G	H	I	VICENZA LEATHER
1460	1607	1520	1540	1559	1583	1628	1687	1723	1844	1910	2867
Total COM:		4.5		Top COM Yardage: 3			Bottom COM Yardage: 1.5				
Total COL:		81		Top COL Footage: 54			Bottom COL Footage: 27				

6913 - Triple



COM	COL	A	B	C	D	E	F	G	H	I	VICENZA LEATHER
3	2275	2158	2187	2216	2252	2320	2408	2462	2644	2743	4386
Total COM:		6.75		Top COM Yardage: 4.5			Bottom COM Yardage: 2.25				
Total COL:		122		Top COL Footage: 81			Bottom COL Footage: 41				

6914 - Single - WB



COM	COL	A	B	C	D	E	F	G	H	I	VICENZA LEATHER
1278	1406	1338	1357	1377	1401	1446	1504	1540	1662	1728	1791
											COM Yardage: 1.5
											COL Footage: 27

Soma

691

Coordinates with Soma lounge, armless tablet, pull up and table series. Standard Soma legs are 1-1/2" aluminum tubing. Soma benches feature bolt together construction with a tailored seat quartered, tufted and luggage stitched, anchored by a single centered (1) inch button.

Designer: Andrew Gower

Specify:	Single 24" W					
	Double 48" W	D	H	AH	AW	SH
	Triple 72" W	24"	18"			

6915 - Double - WB



COM	COL	A	B	C	D	E	F	G	H	I	VICENZA LEATHER
1595	1754	1715	1754	1793	1841	1931	2048	2120	2363	2495	2621

COM Yardage: 3
COL Footage: 54

6916 - Triple - WB



COM	COL	A	B	C	D	E	F	G	H	I	VICENZA LEATHER
2259	2485	2439	2498	2556	2628	2763	2939	3047	3411	3609	3798

COM Yardage: 4.5
COL Footage: 81

CHARLES ALAN

Tuxi

320

Coordinates with Tuxi lounge and table series. Tapered aluminum legs match aluminum reveal between seat top and upholstered body.

Designer: Andrew Gower

Specify:	Single 21" W					
	Double 42" W	D	H	AH	AW	SH
	Triple 63" W	24"	18"			

3201 - Single



COM	COL	A	B	C	D	E	F	G	H	I	VICENZA LEATHER
1124	1236	1204	1230	1256	1288	1348	1426	1474	1636	1724	1808

COM Yardage: 2
COL Footage: 36

3202 - Double



COM	COL	A	B	C	D	E	F	G	H	I	VICENZA LEATHER
1347	1481	1487	1532	1578	1634	1739	1875	1959	2243	2397	2544

COM Yardage: 3.5
COL Footage: 63

3203 - Triple



COM	COL	A	B	C	D	E	F	G	H	I	VICENZA LEATHER
1573	1730	1753	1812	1870	1942	2077	2253	2361	2725	2923	3112

COM Yardage: 4.5
COL Footage: 81

Ventura

360

Coordinates with Ventura lounge series. Veneered wood ends on top of a 1 1/2" square tubing steel base with a "Stardust" powder coat. Boxed upholstered arms and seat.

Designer: Andrew Gower

Specify: 1 Additional yd for (2) bolsters
(1) set bolsters - add \$250 LIST

Single 36" W					
Double 60" W	D	H	AH	AW	SH
Triple 84" W	24"	25"			19"

3601 - Single



COM	COL	A	B	C	D	E	F	G	H	I	VICENZA LEATHER
1554	1709	1654	1686	1719	1759	1834	1931	1991	2194	2304	2409

COM Yardage: 2.5
COL Footage: 45

3602 - Double



COM	COL	A	B	C	D	E	F	G	H	I	VICENZA LEATHER
2101	2311	2261	2313	2365	2429	2549	2705	2801	3125	3301	3469

COM Yardage: 4
COL Footage: 72

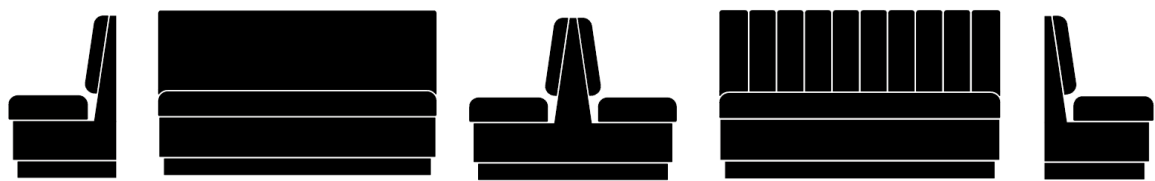
3603 - Triple



COM	COL	A	B	C	D	E	F	G	H	I	VICENZA LEATHER
2554	2810	2774	2846	2917	3005	3170	3385	3517	3962	4204	4435

COM Yardage: 5.5
COL Footage: 99

CHARLES ALAN



Booths & Banquettes

Booths & Banquettes

The Booths and Banquette Collection by Charles Alan showcases a sophisticated aesthetic that is contemporary to traditional, and everything in between. The collection provides for unlimited flexibility of seating and table configurations.

Standard booths are available single and double, with a 3 1/2 inch high laminate base with a 1 inch recessed toe kick. The seats have prominent crowning. The plain or channel backs have lumbar support.

Specialty booths, banquettes and lounge products are custom manufactured to meet your exact space and style requirements for restaurants, cafeterias, casinos, lobbies, reception areas, student centers, libraries, airports, etc.

Options include:

Backs: plain, channel, tufted, wood tops, wood end caps, varying heights

Bases: wood, laminate, brushed stainless steel, tapered legs in wood or brushed aluminum, and brushed stainless steel square legs, or without a base

Configurations: straight, curved, inside or outside back, serpentine, wedge and corner, available power options, privacy screens, counters and tablets

Please visit our website at www.charlesalaninc.com to view the Booths and Banquettes Collection

Booths & Banquettes

700

Both series are available in single and double booths with a standard 3 1/2" high laminate base with a 1" recessed toe kick. Seats have prominent crowning to eliminate puddling. Backs have lumbar support.

Designer: C|A Design

Specify: Templates are required for critical fit with building architecture

W	D	H	AH	AW	SH
60"		36"			18"

7000 - Plain Back, Single Booth



COM	COL	A	B	C	D	E	F	G	H	I	VICENZA LEATHER
1865	2051	2025	2077	2129	2193	2313	2469	2565	2889	3065	3233

24" D

COM Yardage: 4
COL Footage: 72

7002 - Plain Back, Double Booth

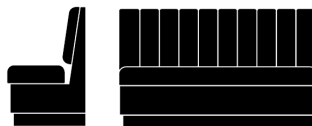


COM	COL	A	B	C	D	E	F	G	H	I	VICENZA LEATHER
2681	2949	2921	2999	3077	3173	3353	3587	3731	4217	4481	4733

46" D

COM Yardage: 6
COL Footage: 108

7003 - Channel Back, Single Booth



COM	COL	A	B	C	D	E	F	G	H	I	VICENZA LEATHER
2103	2314	2283	2342	2400	2472	2607	2783	2891	3255	3453	3642

24" D

COM Yardage: 4.5
COL Footage: 81

7004 - Channel Back, Double Booth



COM	COL	A	B	C	D	E	F	G	H	I	VICENZA LEATHER
3093	3403	3373	3464	3555	3667	3877	4150	4318	4885	5193	5487

46" D

COM Yardage: 7
COL Footage: 126

CHARLES ALAN



Tables

Austin

4091



Coordinates with Austin lounge, pull up and barstool series. 4 1/2" thick top with beaded bottom edge and inset tapered legs.

Designer: C|A Design

Specify: Top option and wood finish on maple.

- A Veneer
- B Wilsonart Standard Black Laminate
- C Wilsonart Standard Laminate
- D (2cm) Absolute Black Granite Top

	W	D	H		A	B	C	D
40911	42"	18"	18"	Ellipse	1675	1897	2150	3470
40913	28"	28"	22"	Ellipse	1608	1822	2064	NA
40915	48"	24"	18"	Ellipse	1914	2168	2457	NA



Belmont

6680

Designer: C|A Design

Specify: Top option and wood finish on maple.

- A Veneer
- B Wilsonart Standard Black Laminate
- C Wilsonart Standard Laminate
- D (2cm) Absolute Black Granite Top

	W	D	H		A	B	C	D
66802	24"	24"	21"	Square	1560	1608	1657	NA
66804	24"		18"	Round	1898	1944	1991	NA
66812	48"	18"	29"	Half Round Console Table	2748	2802	2859	NA

Classic

6502

Classic tables are made from solid hardwood with a veneered inset top surrounded by bead molded apron rails and tapered legs. Veneer exterior finishes are maple.

Designer: Wes Byrd

Specify: Top option and wood finish on maple.

- A Veneer
- B Wilsonart Standard Black Laminate
- C Wilsonart Standard Laminate
- D (2cm) Absolute Black Granite Inset Top

	W	D	H		A	B	C	D
65021	21"	21"	16"	Round	1096	1128	1162	1550
65022	48"	24"	16"	Rectangular	1279	1317	1355	2148
65023	24"	24"	21"	Square	1050	1081	1113	1655
65024	28"	28"	21"	Square	1191	1227	1262	1879
65025	30"	30"	21"	Round	1691	1742	1793	2161
65026	21"	21"	25"	Round	1220	1257	1292	1671
65027	54"	18"	29"	Rectangular	1745	1797	1850	2476



Cole

5800

Coordinates with Cole lounge series. 2" hardwood banded top rests on legs that flare on bottom with inset. 1" fixed shelf floats off floor.

Designer: Andrew Gower

Specify: Top option and wood finish on maple.

- A Veneer
- B Wilsonart Standard Black Laminate
- C Wilsonart Standard Laminate
- D (2cm) Absolute Black Granite Top

	W	D	H		A	B	C	D
58001	24"	18"	22"	Rectangular	1304	1343	1383	2231
58002	22"	22"	22"	Square	1313	1352	1392	2240
58003	42"	22"	17"	Rectangular	1532	1577	1624	3340
58004	36"	36"	17"	Square	1639	1689	1738	4200



Erik

6625

Coordinates with Erik bench and pedestal series. A tapered cube, drum or ellipse, the Erik is wrapped with matched plain sliced maple veneer suspended between recessed brushed aluminum elements and is covered by a 3cm Absolute Black Granite top.

Designer: Erik Travis

Specify: Top option and wood finish on maple.

Grommets, Power, Communications, Finline™ Greenline Veneers - CALL

- A Veneer
- B Wilsonart Standard Black Laminate
- C Wilsonart Standard Laminate
- D (3cm) Absolute Black Granite Top

	W	D	H		A	B	C	D
66250	24"	24"	20"	Round	1943	2000	2059	3146
66251	18"	18"	20"	Round	1671	1721	1772	2186
66251S	18"	18"	21.5"	Round	1856	1912	1967	2441
66252	30"	30"	20"	Square	2444	2517	2591	4258
66253	30"	30"	24"	Square	2631	2710	2789	4433
66254	36"	36"	16"	Square	2434	2506	2579	5124
66256	22"	22"	20"	Round	1810	1864	1918	2993
66257	28"	18"	16"	Ellipse	1863	1918	1975	3285
66258	28"	18"	20"	Ellipse	2146	2211	2274	3686
66259	36"	18"	20"	Ellipse	2531	2607	2682	4070



Erik Pedestal

6626

Coordinates with Erik bench and table series. A tapered cube is wrapped with matched plain sliced maple veneer suspended between recessed brushed aluminum elements and is covered by a 2cm Absolute Black Granite top. Brushed Aluminum X base maximizes the foot print for stability

Designer: Erik Travis

Specify: Top option and wood finish on maple.

Grommets, Power, Communications, Finline™ Greenline Veneers - CALL

- A Veneer
- B Wilsonart Standard Black Laminate
- C Wilsonart Standard Laminate
- D (2cm) Absolute Black Granite Top

	W	D	H		A	B	C	D
66260	14"	14"	30"	Square	2118	1983	2041	2205
66261	15"	15"	36"	Square	2121	2184	2248	2426
66262	16"	16"	42"	Square	2341	2412	2482	2711



Evans

7600

Coordinates with Evans lounge, pull up, barstool and bench series. Miter folded top above legs with X brace stretchers.

Designer: Andrew Gower

Specify: Top option and wood finish on maple.

- A Veneer
- B Wilsonart Standard Black Laminate
- C Wilsonart Standard Laminate
- D (2cm) Absolute Black Granite Top

	W	D	H		A	B	C	D
76001	18"	18"	22"	Square	1189	1225	1261	1937
76002	24"	24"	22"	Square	1235	1271	1309	2560
76003	48"	22"	17"	Rectangular	1330	1370	1410	4407
76004	36"	36"	17"	Square	1302	1341	1381	3724



French Club

7400

Coordinates with French Club lounge, pull up, and barstool series. 2" wide reverse beveled hardwood edge entraps veneered top, floating above tapered turned legs.

Designer: Andrew Gower

Specify: Top option and wood finish on maple.

- A Veneer
- B Wilsonart Standard Black Laminate
- C Wilsonart Standard Laminate
- D (2cm) Absolute Black Granite Top

	W	D	H		A	B	C	D
74001	18"	18"	22"	Round	1342	1383	1423	2014
74002	22"	22"	22"	Round	1388	1430	1473	2387
74003	28"	18"	22"	Ellipse	1422	1465	1508	2464
74004	36"	18"	17"	Ellipse	1451	1495	1537	2800
74005	48"	24"	17"	Ellipse	1699	1750	1803	CALL



Gracie

QS 6700

Coordinates with Gracie lounge series. Features veneered top with sculptured solid wood legs that seamlessly join the top. Available in maple veneer over solid hardwood.

Designer: Andrew Gower

Specify: Top option and wood finish on maple.

- A Veneer
- B Wilsonart Standard Black Laminate
- C Wilsonart Standard Laminate
- D (2cm) Absolute Black Granite Top

	W	D	H		A	B	C	D
67001 - QS	18"	18"	21.5"	Round (side table)	1335	1376	1415	2002
67002 - QS	42"	18"	16"	Ellipse	1976	2035	2095	3524
67003	24"	24"	22"	Round	1560	1608	1654	1820
67005	26"	26"	26"	Round	1771	1824	1877	4876
67006	38"	38"	19"	Round	2421	2494	2566	5390
67007	48"	48"	17"	Round	2726	2808	2890	7186
67008	42"	42"	21.5"	Round	2503	2578	2653	6137
67009	42"	18"	29"	Half Ellipse	2490	2565	2639	6905



Java

6750

Coordinates with Java lounge and bench series. The Java 18" DIA table uses an inset glass, let into a 3" wide maple frame. Legs are "Stardust" powder coated and folded to support an aesthetic of lightness where a sense of air flow is desired. Available in maple and any standard finish.

Designer: Andrew Gower

Specify: Top option and wood finish on maple.

- A Veneer
- B Wilsonart Standard Black Laminate
- C Wilsonart Standard Laminate
- D (2cm) Absolute Black Granite Top

	W	D	H		A	B	C	D	GLASS
67501	18"	18"	22"	Round - Glass Inlet	NA	NA	NA	NA	1546
67502	52"	22"	16"	Ellipse	1729	1781	1833	NA	
67503	19"	19"	22"	Round Drum	1269	1307	1346	1989	
67504	18"	18"	22"	Box	1232	1269	1306	1859	



Lonestar

6620

Lonestar tables are made from welded steel arches combined with a 3cm Absolute Black granite top. A "lone star" medallion is affixed to the top of each leg. Matte bronze or silver finish is standard on each steel base. Options include marble or wood tops, other textured finish colors and custom medallions available, contact for special pricing.

Designer: C|A Design

Specify: Top option and wood finish on maple.

Matte bronze or silver finish on steel base

- A Veneer
- B Wilsonart Standard Black Laminate
- C Wilsonart Standard Laminate
- D (3cm) Absolute Black Granite Top

	W	D	H		A	B	C	D
66200	18"	18"	18"	Round	1270	1308	1346	1733
66201	18"	18"	20"	Round	1296	1335	1374	1760
66202	30"	30"	18"	Round	1857	1913	1968	3585
66203	36"	36"	29"	Round	2587	2665	2743	5116
66204	48"	24"	16"	Ellipse	1701	1753	1803	3912
66205	30"	30"	42"	Round - 3 Legs w/o Rail	3010	3099	3190	4637
66207	30"	30"	42"	Round - 3 Legs w/ Rail	2570	2647	2724	4198
66208	24"	24"	20"	Round	1364	1404	1445	2359



Melrose

6690

The veneered round top of the Melrose has a reverse curve hardwood edge supported by sculptured hardwood legs that are reinforced with cross stretchers.

Designer: Peter Wooding

Specify: Top option and wood finish on maple.

- A Veneer
- B Wilsonart Standard Black Laminate
- C Wilsonart Standard Laminate
- D (2cm) Absolute Black Granite Top

	W	D	H		A	B	C	D
66901	24"	24"	27"	Round	2196	2262	2328	NA



Meridian

4071


Coordinates with Meridian pull up and barstool series. Square maple legs transition into tapered legs at floor. Brushed aluminum stainless steel foot rails offer exceptional wear resistance. Standard 3cm black granite with epoxy finished welded aprons.

Designer: C|A Design

Specify: Top option and wood finish on maple.

- A Veneer
- B Wilsonart Standard Black Laminate
- C Wilsonart Standard Laminate
- D (3cm) Absolute Black Granite Top

	W	D	H		A	B	C	D
40717	30"	30"	42"	Round	2933	3021	3110	3740



Montauk

6527

Montauk table features reverse tapered concave top edge details with a parquet match veneered top and curved, tapered legs. Available in any standard finish on maple

Designer: Andrew Gower

Specify: Wood finish on maple.

- A Veneer
- B Wilsonart Standard Black Laminate
- C Wilsonart Standard Laminate
- D (3cm) Absolute Black Granite Top

	W	D	H		A	B	C	D
65271	18"	18"	22.5"	Square	1624	NA	NA	NA
65272	22"	18"	22.5"	Rectangular	1715	NA	NA	NA
65273	22"	22"	22.5"	Square	1755	NA	NA	NA
65274	44"	22"	17"	Rectangular	2985	NA	NA	NA



Monterey


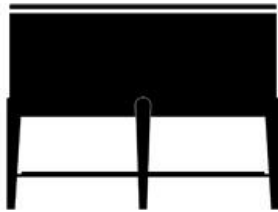
7100

Designer: C|A Design

Specify: top

- A Veneer
- B Wilsonart Standard Black Laminate
- C Wilsonart Standard Laminate
- D (2cm) Absolute Black Granite Top

	W	D	H		A	B	C	D
71001	18"	18"	22"	Round	1725	1777	1828	2310
71002	22"	22"	22"	Round	1849	1905	1961	2872
71003	28.5"	18.5"	22"	Ellipse	3047	3138	3231	4902
71004	36"	36"	17"	Round	2583	2661	2737	4614



Newport

6615

Newport tables combine the strength of welded steel and granite in a solid, durable and unique design. Welded, cold formed steel with a black textured epoxy finish is standard on the steel base. Absolute black granite top. CALL for granite, marble and solid wood top options. Other textured finish colors will be priced for custom orders.

Designer: C|A Design

Specify: top

- A Veneer
- B Wilsonart Standard Black Laminate
- C Wilsonart Standard Laminate
- D (3cm) Absolute Black Granite Top

	W	D	H		A	B	C	D
66151	15"	15"	22"	Round	3641	3750	3862	4004
66152	30"	30"	18"	Round	3735	3847	3962	6137
66153	40"	30"	18"	Rectangular	3958	4077	4199	7209
66154	54"	30"	18"	Rectangular	4263	4390	4522	8682



Palladian

6503

Palladian tables are constructed of solid hardwood with a veneered inset top surrounded by a tiered edge band. Available in any standard finish.

Designer: Wes Byrd

Specify: Top option and wood finish on maple.

- A Veneer
- B Wilsonart Standard Black Laminate
- C Wilsonart Standard Laminate
- D (2cm) Absolute Black Granite Inset Top

	W	D	H		A	B	C	D
65031	21"	21"	16"	Round	1096	1128	1162	1550
65032	48"	24"	16"	Rectangular	1279	1317	1355	2148
65033	24"	24"	21"	Square	1050	1081	1113	1655
65034	28"	28"	21"	Square	1191	1227	1262	1879
65035	30"	30"	21"	Round	1691	1742	1793	2161
65036	21"	21"	25"	Round	1220	1257	1292	1671
65037	54"	18"	29"	Rectangular	1745	1797	1850	2476



CHARLES ALAN

Rose

QS

6800


2" mitered hardwood framed top floats above sculpted legs connected with curved wood aprons.

Designer: Andrew Gower

Specify: Top option and wood finish on maple.

- A Veneer
- B Wilsonart Standard Black Laminate
- C Wilsonart Standard Laminate
- D (2cm) Absolute Black Granite Top

	W	D	H		A	B	C	D
68001 - QS	18"	18"	22"	Round	1509	1554	1600	1923
68002	21"	21"	22"	Square	1457	1500	1544	2073
68003	24"	18"	22"	Rectangular	1511	1556	1602	2095
68004	42"	22"	17"	Rectangular	1606	1654	1702	2933



Sarah

5900

Coordinates with Sarah lounge series. Miter folded top rests above sculpted legs with 1" thick shelf let into leg.

Designer: Andrew Gower

Specify: Top option and wood finish on maple.

- A Veneer
- B Wilsonart Standard Black Laminate
- C Wilsonart Standard Laminate
- D (2cm) Absolute Black Granite Top

	W	D	H		A	B	C	D
59001	18"	18"	21"	Square	1336	1376	1416	2080
59002	21"	21"	21"	Square	1371	1413	1453	2387
59003	28"	18"	22"	Rectangular	1397	1438	1480	2555
59004	42"	20"	17"	Rectangular	1670	1720	1770	3598
59005	36"	36"	17"	Square	1737	1789	1841	4756



Soma

6900

Coordinates with Soma lounge, armless, pull up and bench series. Soma tops are 1 1/4" thick with a tapered, under beveled edge. Legs are clear anodized aluminum tubing, splayed at 20 degrees and supported by black nylon glides. Standard top is parquet matched veneer with #312 natural maple finish.

Designer: Andrew Gower

Specify: Top option and wood finish on maple

	W	D	H		A	B	C	D
69001	18"	18"	21"	Round	1263	1301	1339	NA
69002	30"	18"	21"	Ellipse	1344	1384	1425	NA
69003	48"	24"	16"	Ellipse	1775	1828	1882	NA
69004	18"	18"	21"	Square	1267	1304	1343	NA
69005	22"	22"	21"	Square	1309	1348	1388	NA



Stanley Cube

QS 6300

Stanley wood squared edge cube tables are constructed of a MDF and plywood substrate on adjustable glides. Standard with plain sliced maple veneer, CALL for specialty woods and pricing.

Designer: C|A Design

- A Veneer
- B Wilsonart Standard Black Laminate
- C Wilsonart Standard Laminate
- D (2cm) Absolute Black Granite Top

	W	D	H		A	B	C	D
63001 - QS	18"	18"	21"	Square	827.2	853.6	877.8	1487
63002 - QS	24"	24"	16"	Square	871.2	897.6	922.9	2042
63003	24"	24"	21"	Square	924	952.6	980.1	2094
63004	24"	24"	24"	Square	957	986.7	1014	2127
63005 - QS	30"	30"	21"	Square	1100	1132	1166	2928



Specify: Entire table in laminate or laminate top with wood finish sides.
 Top option and wood finish on maple
 Fineline™ Greenline Veneers available, CALL for pricing

Stanley Cylinder

6100

Stanley wood square edge cylinder tables are constructed of a MDF and plywood substrate on adjustable glides. Standard with plain sliced maple veneer, CALL for specialty woods and pricing.

Designer: C|A Design

- A Veneer
- B Wilsonart Standard Black Laminate
- C Wilsonart Standard Laminate
- D (2cm) Absolute Black Granite Top

	W	D	H		A	B	C	D
61001	15"	15"	21"	Round	972.4	1002	1031	1739
61002	19"	19"	18"	Round	1001	1031	1062	1848
61003	19"	19"	21"	Round	1014	1044	1075	1883
61004	25"	25"	21"	Round	1274	1313	1350	3296
61005	31"	31"	21"	Round	1414	1457	1499	3592



Specify: Entire table in laminate or laminate top with wood finish sides.

Top option and wood finish on maple

Fineline™ Greenline Veneers available, CALL for pricing

Stanley Oval

6400

Stanley wood square edge oval tables are constructed of a MDF and plywood substrate on adjustable glides. Standard with plain sliced maple veneer, CALL for specialty woods and pricing.

Designer: C|A Design

- A Veneer
- B Wilsonart Standard Black Laminate
- C Wilsonart Standard Laminate
- D (2cm) Absolute Black Granite Top

	W	D	H		A	B	C	D
64001	28"	18"	18"	Ellipse	1208	1244	1280	2374
64002	28"	18"	21"	Ellipse	1223	1260	1297	2418



Specify: Entire table in laminate or laminate top with wood finish sides.
 Top option and wood finish on maple
 Finline™ Greenline Veneers available, CALL for pricing

Tuxi

6710

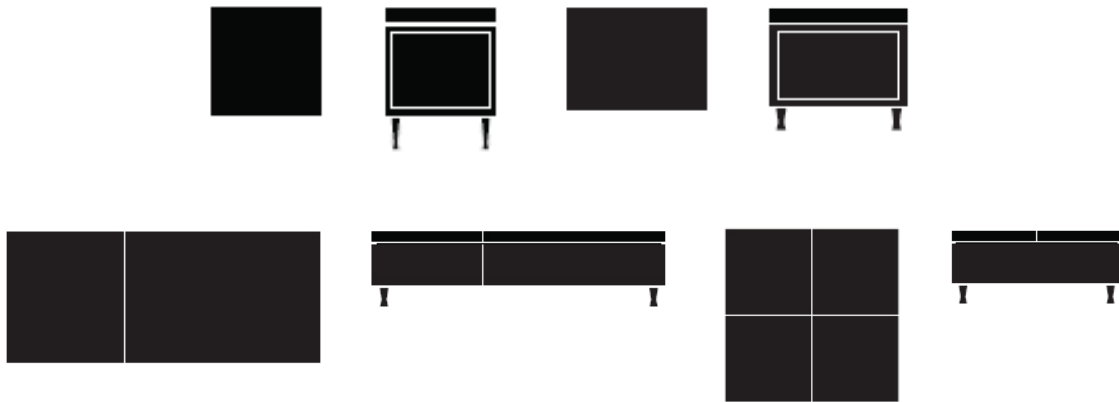
Coordinates with Tuxi lounge and bench series. 3cm Absolute Black granite top floating above recessed aluminum reveal. Tapered aluminum legs

Designer: Andrew Gower

Specify: Top option and wood finish on maple.

- A Veneer
- B Wilsonart Standard Black Laminate
- C Wilsonart Standard Laminate
- D (3cm) Absolute Black Granite Top

	W	D	H		A	B	C	D
67101	18"	18"	21"	Square	1569	1615	1662	2226
67102	24"	18"	21"	Rectangular	1614	1662	1712	2539
67103	22"	22"	21"	Square	1681	1732	1782	2737
67104	48"	20"	16"	Rectangular	2153	2218	2282	4076
67105	36"	36"	16"	Square	2348	2419	2488	4954



Ventura

6850


Coordinates with Ventura lounge and bench series.

Designer: Andrew Gower

Specify:

- A Veneer
- B Wilsonart Standard Black Laminate
- C Wilsonart Standard Laminate
- D (2cm) Absolute Black Granite Top

	W	D	H		A	B	C	D
68501	18"	18"	21"	Square	1644	1694	1745	2185



CHARLES ALAN



Healthcare

Healthcare Features

Sovereign & Winston Series

The Sovereign and Winston Series successfully integrate form and function into a complete offering of patient chairs, lounge, sleepers, recliners, tables, benches, dining chairs, modular seating, table units, banquettes and custom.

Nubax® Option for Patient Chair

Charles Alan is the only Healthcare manufacturer in the United States to incorporate the NuBax patented seating technology in the Sovereign and Winston patient chairs, as an option. The technology encourages optimal seating posture by maintaining the natural curvature of the spine.

NuBax® Technology Provides:

- ✓ Enhanced Comfort
- ✓ Improved Blood Flow
- ✓ Reduced Muscle Fatigue
- ✓ Reduced Lower Back Pain
- ✓ Safer and Improved Occupant Postural Position

The patented NuBax technology is a system utilizing foams of varying shape and density within the base cushion to subtly support and tilt the pelvis, allowing the spine to adopt it's natural "S" shaped lordotic curve.

www.nubax.com

Healthcare Anti-Microbial Finish

All exposed hardwoods of Charles Alan healthcare products are finished with an anti-microbial polyurethane sealer and topcoat, which meet or exceed AWI standard rating for 2 component urethanes and are VOC & HAPS compliant with ASTM documentation upon request.

All upholstered patient chair wood components are sealed with our standard finish to build in an additional moisture resistant barrier.

The anti-microbial finish is available on any standard product at a 10% NET up-charge.

Clean Out

Patient chairs, recliners, modular seating, side chairs and dining chairs have a built in clean out feature. A space at the back of the seat that allows dirt and debris to be cleaned out or off for easy care and maintenance.

Modular Frame Construction

The patient chairs are engineered so one may detach the frame from the carcass in the field for easy repair or replacement of covers. Using a cordless drill with Phillips bit, a wratchet with a 1/2" socket or wrench and a flat screwdriver, disassembly takes approximately 5 to 10 minutes. Due to the design of the dust cover, it does not have to be removed and is not in the way of dismantling the chair. For optimal strength in wood joinery, the frames are mortise and tenon or blind dovetail construction. The arms are designed to support for safe ingress and egress. The flow of the arms and the hand rest is inviting and friendly.

Back & Seat Replaceable Cover

The patient chairs come standard with replaceable seat covers. Replaceable back covers are available for an up charge of \$50 NET. Both back and seat replaceable covers are available for the modular seating and dining chairs. The seat covers are an up charge of \$50.00 NET COM per unit and the replaceable back cover with an up charge of \$30.00 NET COM. Replacement seat and | or back covers can be quickly installed on product that originally had replaceable covers. Replacement seat and back covers can be installed on products that were not originally ordered with the replaceable cover option, it would require the removal of staples.

Contrasting Seat & Back

Combination upholstery, (more than one upholstery cover on the same unit) is an option on all the Sovereign and Winston Healthcare products. Pricing for this option is the grade price for the highest-grade

CHARLES ALAN

upholstery selected. If the upholstery covers are the same grade, or are a COM | COL, a 10% NET up charge is applied to the graded price.

Moisture Barrier

An anti-microbial moisture barrier is available at \$35.00 NET per linear yard on all Charles Alan product. Typical of our moisture barrier process is to double upholster the seat top and in-back with moisture barrier sewn into the fabric construction. While these barriers protect an upholstered core, they do not protect the cover fabric from stain. This barrier should not be used with fabrics that have been previously laminated or have inherent anti-microbial characteristics; i.e. Cryptons™. Contact customer service for yardage requirements and scope of application. Moisture barriers do affect the flammability of product and should not be used in areas requiring Cal 133 flame resistance procedures. Please specify specific application requirements.

Foam

All foams are CM (combustion modified) Cal117 in addition to all seat foams being HR (high resilience) HD (high density) from virgin FPF (flexible polyurethane foam). All seats and back foams are covered with a 1oz Cal117 fiber to add crown with the added benefit of being a differential layering material between the cover and foam to ensure the longevity of the upholstered product.

CAL 117 & 133

While Charles Alan makes no claim of flammability of COM(s) or COL(s) all upholstered filling components meet California Bureau of Home Furnishing Technical Bulletin 117 at no up charge and tagged with a law label attached to the dust cover or bottom of each upholstered unit.

Cal 133 Certification

An up charge of \$990 NET per unit in addition to the cost of the unit and any COM(s) | COL(s) is required for each unit to be sent to an independent laboratory for the test burn. If having passed the test an up charge of \$35.00 NET per yard x total yardage per unit covers the cost of double upholstery with a fire barrier sewn with Kevlar™ thread. Cal 133 Certification is a

full-scale burn test that requires that you test every combination of fabric on every piece to be installed. Please allow six weeks for testing.

Cal 133 Compliance

By ordering product Cal 133 compliant Charles Alan Inc. has not been directed to perform any testing. Our product is built to the known industry standards to reduce the flammability of upholstered product incorporating CM (combustion modified) FPF (flexible polyurethane foams) double upholstery with furniture fire barrier blocking material sewn with Kevlar™ thread. An up charge of \$35.00 NET per yard x total yardage per piece builds in redundant layers of flame resistant technology.

Steel Seat Frame

Welded steel seat frames are used on the Winston benches and Sovereign dining chairs, side chairs and modular seating where added strength is needed.

Custom Capabilities

We at Charles Alan embrace customization and hope to work with the customer to realize most needs. Our in-house design staff can help implement small changes to standard product to conversely complete 3-D digital modeling of customized large scale projects. Please contact customer service to discuss scope of change, or project. Allow 48hrs for customer pricing response after receipt of all specifications, drawings, quantities for economies of scale and any other information deemed of value for pricing purposes at which time we will deliver to you a written quote at no charge. We will work closely to turn a custom quote in the minimal timeframe however material sourcing and availability as well as the nomenclature of specific marbles and granites are but just a few examples of the criteria used to develop thorough and accurate costs. Custom orders require a 50% deposit regardless of customer credit worthiness. The deposit must be in hand before production of shop drawings and release to production. Once custom items have received proper sign off(s) no changes or cancellations will be accepted.

Sovereign


HCS

Patient chairs are standard with replaceable seat covers. Both back & seat replaceable covers are available for modular seating & dining chairs.

Designer: Zoose Design, LLC

Patient Chairs

HCSPH - High Back Patient Chair



COM	COL	A	B	C	D	E	F	G	H	I	VICENZA LEATHER
1240	1364	1360	1399	1438	1486	1576	1693	1765	2008	2140	2266
W	D	H	AH	AW	SD	SH					COM Yardage: 3
25.75"	29"	41"	24"	2.25"	20.5"	18"					COL Footage: 54

HCSPH-N - High Back Patient Chair w/ NuBax™



COM	COL	A	B	C	D	E	F	G	H	I	VICENZA LEATHER
1348	1483	1468	1507	1546	1594	1684	1801	1873	2116	2248	2374
W	D	H	AH	AW	SD	SH					COM Yardage: 3
26.25"	29"	41"	24"	1.75"	20.5"	18"					COL Footage: 54

HCSPM - Mid Back Patient Chair



COM	COL	A	B	C	D	E	F	G	H	I	VICENZA LEATHER
1226	1348	1326	1358	1391	1431	1506	1603	1663	1866	1976	2081
W	D	H	AH	AW	SD	SH					COM Yardage: 2.5
25.75"	29"	35.5"	24"	2.25"	20.5"	18"					COL Footage: 45

HCSPM-N - Mid Back Patient Chair w/ NuBax™



COM	COL	A	B	C	D	E	F	G	H	I	VICENZA LEATHER
1333	1467	1433	1466	1498	1538	1613	1711	1771	1973	2083	2188
W	D	H	AH	AW	SD	SH					COM Yardage: 2.5
26.25"	29"	35.5"	24"	1.75"	20.5"	18"					COL Footage: 45

Sovereign

HCS

Patient chairs are standard with replaceable seat covers. Both back & seat replaceable covers are available for modular seating & dining chairs.

Designer: Zoose Design, LLC

Patient Chairs

HCSP9 - Ottoman



COM	COL	A	B	C	D	E	F	G	H	I	VICENZA LEATHER
922	1014	962	975	988	1004	1034	1073	1097	1178	1222	1264
W	D	H									
26"	24"	18"									
										COM Yardage: 1	
										COL Footage: 18	

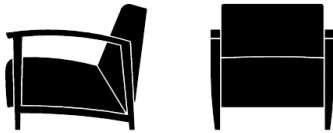
Sovereign

HCS

Designer: Zoose Design, LLC

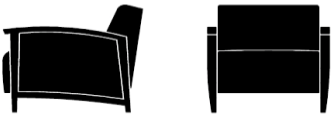
Lounge

HCSL10 - Open Arm Lounge



COM	COL	A	B	C	D	E	F	G	H	I	VICENZA LEATHER
1745	1919	1885	1930	1976	2032	2137	2273	2357	2641	2795	2942
W	D	H	AH	AW	SD	SH					COM Yardage: 3.5
29.5"	34"	32"	24.5"		21"	18"					COL Footage: 63

HCSL1C - Closed Arm Lounge



COM	COL	A	B	C	D	E	F	G	H	I	VICENZA LEATHER
1969	2166	2169	2234	2299	2379	2529	2724	2844	3249	3469	3679
W	D	H	AH	AW	SD	SH					COM Yardage: 5
29.5"	34"	32"	24.5"		21"	18"					COL Footage: 90

HCSL20 - Open Arm Settee



COM	COL	A	B	C	D	E	F	G	H	I	VICENZA LEATHER
2783	3061	3063	3154	3245	3357	3567	3840	4008	4575	4883	5177
W	D	H	AH	AW	SD	SH					COM Yardage: 7
54"	34"	32"	24.5"		21"	18"					COL Footage: 126

HCSL2C - Closed Arm Settee



COM	COL	A	B	C	D	E	F	G	H	I	VICENZA LEATHER
3006	3306	3346	3456	3567	3703	3958	4289	4493	5182	5556	5913
W	D	H	AH	AW	SD	SH					COM Yardage: 8.5
54"	34"	32"	24.5"		21"	18"					COL Footage: 153

Sovereign

HCS

Designer: Zoose Design, LLC

Lounge

HCSL30 - Open Arm Sofa



COM	COL	A	B	C	D	E	F	G	H	I	VICENZA LEATHER
3227	3550	3627	3757	3887	4047	4347	4737	4977	5787	6227	6647

W	D	H	AH	AW	SD	SH	COM Yardage: 10
79"	34"	32"	24.5"		21"	18"	COL Footage: 180

HCSL3C - Closed Arm Sofa



COM	COL	A	B	C	D	E	F	G	H	I	VICENZA LEATHER
3450	3795	3910	4059	4209	4393	4738	5186	5462	6394	6900	7383

W	D	H	AH	AW	SD	SH	COM Yardage: 11.5
79"	34"	32"	24.5"		21"	18"	COL Footage: 207

Sovereign

HCS

Designer: Zoose Design, LLC

Recliner

HCSRO - Open Arm Recliner, 3 Position



COM	COL	A	B	C	D	E	F	G	H	I	VICENZA LEATHER
2634	2897	2814	2872	2931	3003	3138	3313	3421	3786	3984	4173
W	D	H	AH	AW	SD	SH					COM Yardage: 4.5
28.5"	35"	42"	24.5"		22"	18"					COL Footage: 81

HCSRC - Closed Arm Recliner, 3 Position



COM	COL	A	B	C	D	E	F	G	H	I	VICENZA LEATHER
2707	2978	2937	3012	3087	3179	3351	3575	3713	4179	4432	4683
W	D	H	AH	AW	SD	SH					COM Yardage: 5.75
28.5"	35"	42"	24.5"		22"	18"					COL Footage: 104

HCSRC-M - Closed Arm Lay Flat Recliner with Pneumatic Assist Mechanism



COM	COL	A	B	C	D	E	F	G	H	I	VICENZA LEATHER
4878	5366	5108	5183	5257	5349	5522	5746	5884	6350	6603	6854
W	D	H	AH	AW	SD	SH					COM Yardage: 5.75
28.5"	41.6"	44.25"			24"						COL Footage: 104

HCSGO - Open Arm Glider



COM	COL	A	B	C	D	E	F	G	H	I	VICENZA LEATHER
2100	2310	2250	2299	2347	2407	2520	2666	2756	3060	3225	3392
W	D	H	AH	AW	SD	SH					COM Yardage: 3.75
28"	35"	42"									COL Footage: 68

Sovereign

HCS

Designer: Zoose Design, LLC

Pull Up

HCSU100 - Open Arm | Open Back Chair



COM	COL	A	B	C	D	E	F	G	H	I	VICENZA LEATHER
1226	1348	1276	1292	1308	1328	1366	1414	1444	1546	1601	1663
W	D	H	AH	AW	SD	SH					COM Yardage: 1.25
24.5"	27"	31.5"	25"		21"	18.5"					COL Footage: 23

HCSU10C - Open Arm | Closed Back Chair



COM	COL	A	B	C	D	E	F	G	H	I	VICENZA LEATHER
1226	1348	1286	1305	1325	1349	1394	1452	1488	1610	1676	1739
W	D	H	AH	AW	SD	SH					COM Yardage: 1.5
24.5"	27"	31.5"	25"		21"	18.5"					COL Footage: 27

HCSU1CC - Closed Arm | Closed Back Chair



COM	COL	A	B	C	D	E	F	G	H	I	VICENZA LEATHER
1307	1437	1397	1426	1455	1491	1559	1647	1701	1883	1982	2086
W	D	H	AH	AW	SD	SH					COM Yardage: 2.25
24.5"	27"	31.5"	25"		21"	18.5"					COL Footage: 41

HCSU1CO - Closed Arm | Open Back Chair



COM	COL	A	B	C	D	E	F	G	H	I	VICENZA LEATHER
1307	1437	1387	1413	1439	1471	1531	1609	1657	1819	1907	1991
W	D	H	AH	AW	SD	SH					COM Yardage: 2
24.5"	27"	31.5"	25"		21"	18.5"					COL Footage: 36

Sovereign

HCS

Designer: Zoose Design, LLC

Pull Up

HCSU200 - Open Arm | Open Back Settee



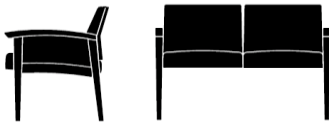
COM	COL	A	B	C	D	E	F	G	H	I	VICENZA LEATHER
1810	1991	1920	1956	1992	2036	2118	2225	2291	2514	2635	2760
W	D	H	AH	AW	SD	SH					COM Yardage: 2.75
46"	27"	31.5"	25"		21"	18.5"					COL Footage: 50

HCSU20C - Open Arm | Closed Back Settee



COM	COL	A	B	C	D	E	F	G	H	I	VICENZA LEATHER
1810	1991	1930	1969	2008	2056	2146	2263	2335	2578	2710	2836
W	D	H	AH	AW	SD	SH					COM Yardage: 3
46"	27"	31.5"	25"		21"	18.5"					COL Footage: 54

HCSU2CC - Closed Arm | Closed Back Settee



COM	COL	A	B	C	D	E	F	G	H	I	VICENZA LEATHER
1971	2168	2111	2157	2202	2258	2363	2500	2584	2867	3021	3168
W	D	H	AH	AW	SD	SH					COM Yardage: 3.5
46"	27"	31.5"	25"		21"	18.5"					COL Footage: 63

HCSU2CO - Closed Arm | Open Back Settee



COM	COL	A	B	C	D	E	F	G	H	I	VICENZA LEATHER
1890	2079	2020	2062	2105	2157	2254	2381	2459	2722	2865	3011
W	D	H	AH	AW	SD	SH					COM Yardage: 3.25
46"	27"	31.5"	25"		21"	18.5"					COL Footage: 59

Sovereign

HCS

Designer: Zoose Design, LLC

Benches

HCSB1 - Single



COM	COL	A	B	C	D	E	F	G	H	I	VICENZA LEATHER
922	1014	962	975	988	1004	1034	1073	1097	1178	1222	1264

W	D	H									COM Yardage: 1
26"	24"	18"									COL Footage: 18

HCSB2 - Double



COM	COL	A	B	C	D	E	F	G	H	I	VICENZA LEATHER
1554	1709	1614	1633	1653	1677	1722	1780	1816	1938	2004	2067

W	D	H									COM Yardage: 1.5
48"	24"	18"									COL Footage: 27

HCSB2 - Triple



COM	COL	A	B	C	D	E	F	G	H	I	VICENZA LEATHER
1965	2162	2055	2084	2114	2150	2217	2305	2359	2541	2640	2744

W	D	H									COM Yardage: 2.25
70"	24"	18"									COL Footage: 41

Sovereign

HCS

Designer: Zoose Design, LLC

- A Veneer
- B Wilsonart Standard Black Laminate
- C Wilsonart Standard Laminate
- D (2cm) Absolute Black Granite Top

Tables

	W	D	H		A	B	C	D
HCST1	22"	22"	23"	Square	1065	997	1129	1675
HCST2	36"	36"	17"	Square	1388	1429	1471	3307
HCST3	23"	56"	17"	Rectangular	1514	1560	1607	3190
HCST4	16"	60"	30"	Rectangular	1575	1623	1671	3407



Sovereign

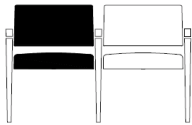
HCS

Coordinates with the Sovereign lounge, side chair, bench and table series. Both back & seat replaceable covers are available for modular seating. Modular seating is always specified from left to right facing. Modular units are available in several configurations. Final layout and floor plan must be submitted.

Designer: Zoose Design, LLC

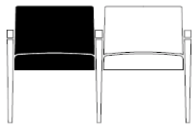
Modular

HCSMSO - Modular Seat Open Back



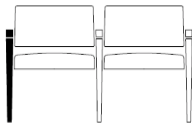
COM	COL	A	B	C	D	E	F	G	H	I	VICENZA LEATHER	
765	841	815	831	847	867	905	953	983	1085	1140	1202	
W	D	H	AH	AW	SD	SH						COM Yardage: 1.25
21"	27"	31.5"	25"	1.75"	21"	18.5"						COL Footage: 23

HCSMSC - Modular Seat Closed Back



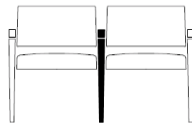
COM	COL	A	B	C	D	E	F	G	H	I	VICENZA LEATHER	
765	841	825	844	864	888	933	991	1027	1149	1215	1278	
W	D	H	AH	AW	SD	SH						COM Yardage: 1.5
21"	27"	31.5"	25"	1.75"	21"	18.5"						COL Footage: 27

HCSMALO - Modular Left Arm Open



COM											
234											
AH	AW										
25"	1.75"										

HCSMACO - Modular Center Arm Open



COM											
234											
AH	AW										
25"	1.75"										

Sovereign

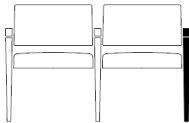
HCS

Coordinates with the Sovereign lounge, side chair, bench and table series. Both back & seat replaceable covers are available for modular seating. Modular seating is always specified from left to right facing. Modular units are available in several configurations. Final layout and floor plan must be submitted.

Designer: Zoose Design, LLC

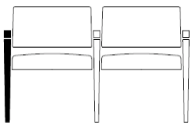
Modular

HCSMARO - Modular Right Arm Open



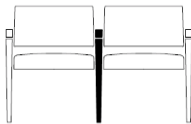
COM	
234	
AH	AW
25"	1.75"

HCSMALC - Modular Left Arm Closed



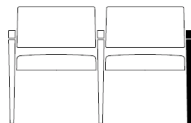
COM	COL	A	B	C	D	E	F	G	H	I	VICENZA LEATHER
315	346	335	341	348	356	371	390	402	443	465	486
AH	AW										COM Yardage: 0.5
25"	1.75"										COL Footage: 9

HCSMACC - Modular Center Arm Closed



COM	COL	A	B	C	D	E	F	G	H	I	VICENZA LEATHER
315	346	335	341	348	356	371	390	402	443	465	486
AH	AW										COM Yardage: 0.5
25"	1.75"										COL Footage: 9

HCSMARC - Modular Right Arm Closed



COM	COL	A	B	C	D	E	F	G	H	I	VICENZA LEATHER
315	346	335	341	348	356	371	390	402	443	465	486
AH	AW										COM Yardage: 0.5
25"	1.75"										COL Footage: 9

Sovereign

HCS

Coordinates with the Sovereign lounge, side chair, bench and table series. Both back & seat replaceable covers are available for modular seating. Modular seating is always specified from left to right facing. Modular units are available in several configurations. Final layout and floor plan must be submitted.

Designer: Zoose Design, LLC

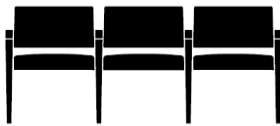
Modular

HCSM200 - Modular Two Seat Unit | Open Arm & Open Back



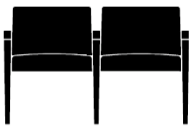
COM	COL	A	B	C	D	E	F	G	H	I	VICENZA LEATHER
2230	2453	2330	2363	2395	2435	2510	2608	2668	2870	2980	3085
W	D	H	AH	AW	SD	SH					COM Yardage: 2.5
47.25"	27"	31.5"	25"		21"	18.5"					COL Footage: 45

HCSM300 - Modular Three Seat Unit | Open Arm & Open Back



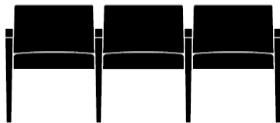
COM	COL	A	B	C	D	E	F	G	H	I	VICENZA LEATHER
3228	3551	3378	3427	3476	3536	3648	3795	3885	4188	4353	4520
W	D	H	AH	AW	SD	SH					COM Yardage: 3.75
70"	27"	31.5"	25"		21"	18.5"					COL Footage: 68

HCSM20C - Modular Two Seat Unit - Open Arm | Closed Back



COM	COL	A	B	C	D	E	F	G	H	I	VICENZA LEATHER
2230	2453	2350	2389	2428	2476	2566	2683	2755	2998	3130	3256
W	D	H	AH	AW	SD	SH					COM Yardage: 3
47.25"	27"	31.5"	25"		21"	18.5"					COL Footage: 54

HCSM30C - Modular Three Seat Unit - Open Arm | Closed Back



COM	COL	A	B	C	D	E	F	G	H	I	VICENZA LEATHER
3228	3551	3408	3467	3525	3597	3732	3908	4016	4380	4578	4767
W	D	H	AH	AW	SD	SH					COM Yardage: 4.5
70"	27"	31.5"	25"		21"	18.5"					COL Footage: 81

Sovereign

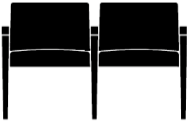
HCS

Coordinates with the Sovereign lounge, side chair, bench and table series. Both back & seat replaceable covers are available for modular seating. Modular seating is always specified from left to right facing. Modular units are available in several configurations. Final layout and floor plan must be submitted.

Designer: Zoose Design, LLC

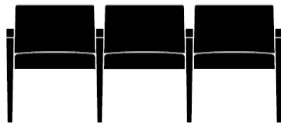
Modular

HCSM2CC - Modular Two Seat Unit | Closed Arm & Closed Back



COM	COL	A	B	C	D	E	F	G	H	I	VICENZA LEATHER
2473	2721	2643	2698	2754	2822	2949	3115	3217	3561	3748	3936
W	D	H	AH	AW	SD	SH					COM Yardage: 4.25
47.25"	27"	31.5"	25"		21"	18.5"					COL Footage: 77

HCSM3CC - Modular Three Seat Unit | Closed Arm & Closed Back



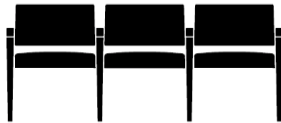
COM	COL	A	B	C	D	E	F	G	H	I	VICENZA LEATHER
3553	3908	3803	3884	3965	4065	4253	4496	4646	5153	5428	5700
W	D	H	AH	AW	SD	SH					COM Yardage: 6.25
70"	27"	31.5"	25"		21"	18.5"					COL Footage: 113

HCSM2CO - Modular Two Seat Unit - Closed Arm | Open Back



COM	COL	A	B	C	D	E	F	G	H	I	VICENZA LEATHER
2473	2721	2623	2672	2721	2781	2893	3039	3129	3433	3598	3765
W	D	H	AH	AW	SD	SH					COM Yardage: 3.75
47.25"	27"	31.5"	25"		21"	18.5"					COL Footage: 68

HCSM3CO - Modular Three Seat Unit - Closed Arm | Open Back



COM	COL	A	B	C	D	E	F	G	H	I	VICENZA LEATHER
3553	3908	3773	3844	3916	4004	4169	4383	4515	4961	5203	5434
W	D	H	AH	AW	SD	SH					COM Yardage: 5.5
70"	27"	31.5"	25"		21"	18.5"					COL Footage: 99

Sovereign

HCS

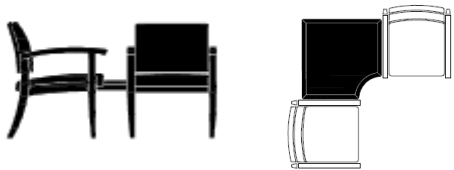
Coordinates with the Sovereign lounge, side chair, bench and table series. Both back & seat replaceable covers are available for modular seating. Modular seating is always specified from left to right facing. Modular units are available in several configurations. Final layout and floor plan must be submitted.

Designer: Zoose Design, LLC

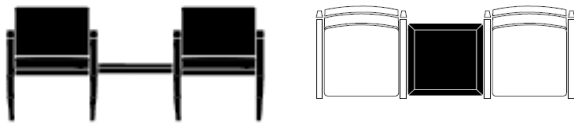
Modular

W Wood Veneer
 BL Wilsonart Standard Black Laminate
 WL Wilsonart Standard Laminate

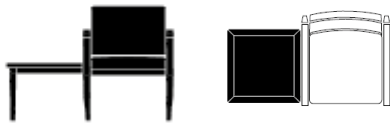
	W	D	H		W	BL	WL
HCSMTC	30"	30"	16"	Modular Corner Table	732	754	777



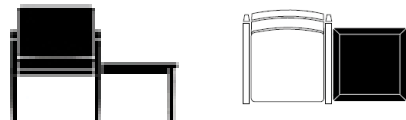
	W	D	H		W	BL	WL
HCSMTM	21"	21"	16"	Modular Middle Table	564	581	598



	W	D	H		W	BL	WL
HCSMTL	21"	21"	16"	Modular Left End Table	618	637	656



	W	D	H		W	BL	WL
HCSMTR	21"	21"	16"	Modular Right End Table	618	637	656



Winston

HCW

Designer: Zoose Design, LLC

Patient Chairs

HCWPH - High Back Patient Chair



COM	COL	A	B	C	D	E	F	G	H	I	VICENZA LEATHER
1364	1500	1484	1523	1562	1610	1700	1817	1889	2132	2264	2390
W	D	H	AH	AW	SD	SH					COM Yardage: 3
23"	29"	42.5"	25"		19"	18"					COL Footage: 54

HCWPH-N - High Back Patient Chair w/ NuBax™



COM	COL	A	B	C	D	E	F	G	H	I	VICENZA LEATHER
1470	1617	1590	1629	1668	1716	1806	1923	1995	2238	2370	2496
W	D	H	AH	AW	SD	SH					COM Yardage: 3
23"	29"	42.5"	25"		19"	18"					COL Footage: 54

HCWPM - Mid Back Patient Chair



COM	COL	A	B	C	D	E	F	G	H	I	VICENZA LEATHER
1319	1451	1419	1451	1484	1524	1599	1696	1756	1959	2069	2174
W	D	H	AH	AW	SD	SH					COM Yardage: 2.5
23"	29"	35.5"	25"		19"	18"					COL Footage: 45

HCWPM-N - Mid Back Patient Chair w/ NuBax™



COM	COL	A	B	C	D	E	F	G	H	I	VICENZA LEATHER
1427	1569	1527	1559	1592	1632	1707	1804	1864	2067	2177	2282
W	D	H	AH	AW	SD	SH					COM Yardage: 2.5
23"	29"	35.5"	25"		19"	18"					COL Footage: 45

Winston

HCW

Designer: Zoose Design, LLC

Patient Chairs

HCWP9 - Ottoman



COM	COL	A	B	C	D	E	F	G	H	I	VICENZA LEATHER
1054	1159	1094	1107	1120	1136	1166	1205	1229	1310	1354	1396
W	D	H									
25"	22.5"	18"									
											COM Yardage: 1
											COL Footage: 18

Winston

HCW

Designer: Zoose Design, LLC

Lounge

HCWL10 - Open Arm Lounge



COM	COL	A	B	C	D	E	F	G	H	I	VICENZA LEATHER
1780	1958	1920	1965	2011	2067	2172	2308	2392	2676	2830	2977
W	D	H	AH	AW	SD	SH					COM Yardage: 3.5
29.5"	33"	32.5"	24.5"		21"	18"					COL Footage: 63

HCWL1C - Closed Arm Lounge



COM	COL	A	B	C	D	E	F	G	H	I	VICENZA LEATHER
1976	2174	2176	2241	2306	2386	2536	2731	2851	3256	3476	3686
W	D	H	AH	AW	SD	SH					COM Yardage: 5
29.5"	33"	32.5"	24.5"		21"	18"					COL Footage: 90

HCWL20 - Open Arm Settee



COM	COL	A	B	C	D	E	F	G	H	I	VICENZA LEATHER
2879	3166	3159	3250	3341	3453	3663	3936	4104	4671	4979	5273
W	D	H	AH	AW	SD	SH					COM Yardage: 7
54"	33"	32.5"	24.5"		21"	18"					COL Footage: 126

HCWL2C - Closed Arm Settee



COM	COL	A	B	C	D	E	F	G	H	I	VICENZA LEATHER
3100	3410	3440	3551	3661	3797	4052	4384	4588	5276	5650	6007
W	D	H	AH	AW	SD	SH					COM Yardage: 8.5
54"	33"	32.5"	24.5"		21"	18"					COL Footage: 153

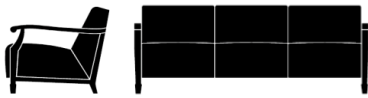
Winston

HCW

Designer: Zoose Design, LLC

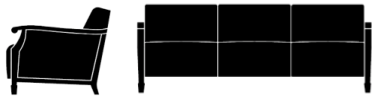
Lounge

HCWL30 - Open Arm Sofa



COM	COL	A	B	C	D	E	F	G	H	I	VICENZA LEATHER
3471	3819	3871	4001	4131	4291	4591	4981	5221	6031	6471	6891
W	D	H	AH	AW	SD	SH	COM Yardage: 10				
79"	33"	32.5"	24.5"		21"	18"	COL Footage: 180				

HCWL3C - Closed Arm Sofa



COM	COL	A	B	C	D	E	F	G	H	I	VICENZA LEATHER
3695	4065	4155	4305	4454	4638	4983	5432	5708	6639	7145	7628
W	D	H	AH	AW	SD	SH	COM Yardage: 11.5				
79"	33"	32.5"	24.5"		21"	18"	COL Footage: 207				

Winston

HCW

Designer: Zoose Design, LLC

Recliner

HCWRO - Open Arm Recliner, 3 Position



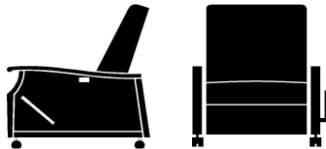
COM	COL	A	B	C	D	E	F	G	H	I	VICENZA LEATHER
2702	2972	2882	2941	2999	3071	3206	3382	3490	3854	4052	4241
W	D	H	AH	AW	SD	SH					COM Yardage: 4.5
28"	35"	42"	24.5"		22"	18"					COL Footage: 81

HCWRC - Closed Arm Recliner, 3 Position



COM	COL	A	B	C	D	E	F	G	H	I	VICENZA LEATHER
2749	3024	2979	3054	3128	3220	3393	3617	3755	4221	4474	4725
W	D	H	AH	AW	SD	SH					COM Yardage: 5.75
28"	35"	42"	24.5"		22"	18"					COL Footage: 104

HCWRC-M - Closed Arm Lay Flat Recliner with Pneumatic Assist Mechanism



COM	COL	A	B	C	D	E	F	G	H	I	VICENZA LEATHER
4916	5407	5146	5221	5295	5387	5560	5784	5922	6388	6641	6892
W	D	H	AH	AW	SD	SH					COM Yardage: 5.75
28"	38"	44.25"			24"						COL Footage: 104

HCWGO - Open Arm Glider



COM	COL	A	B	C	D	E	F	G	H	I	VICENZA LEATHER
2138	2352	2288	2337	2385	2445	2558	2704	2794	3098	3263	3430
W	D	H	AH	AW	SD	SH					COM Yardage: 3.75
28"	35"	42"									COL Footage: 68

Winston

HCW

Designer: Zoose Design, LLC

Pull Up

HCWU100 - Open Arm | Open Back Chair



COM	COL	A	B	C	D	E	F	G	H	I	VICENZA LEATHER
1210	1331	1260	1276	1293	1313	1350	1399	1429	1530	1585	1647
W	D	H	AH	AW	SD	SH					COM Yardage: 1.25
23.75"	27.5"	32.5"	25.5"		20"	18"					COL Footage: 23

HCWU10C - Open Arm | Closed Back Chair



COM	COL	A	B	C	D	E	F	G	H	I	VICENZA LEATHER
1210	1331	1270	1290	1309	1333	1378	1437	1473	1594	1660	1723
W	D	H	AH	AW	SD	SH					COM Yardage: 1.5
23.75"	27.5"	32.5"	25.5"		20"	18"					COL Footage: 27

HCWU1CC - Closed Arm | Closed Back Chair



COM	COL	A	B	C	D	E	F	G	H	I	VICENZA LEATHER
1371	1508	1471	1503	1536	1576	1651	1748	1808	2011	2121	2150
W	D	H	AH	AW	SD	SH					COM Yardage: 2.5
23.75"	27.5"	32.5"	25.5"		20"	18"					COL Footage: 41

HCWU1CO - Closed Arm | Open Back Chair



COM	COL	A	B	C	D	E	F	G	H	I	VICENZA LEATHER
1371	1508	1451	1477	1503	1535	1595	1673	1721	1883	1971	2055
W	D	H	AH	AW	SD	SH					COM Yardage: 2
23.75"	27.5"	32.5"	25.5"		20"	18"					COL Footage: 36

Winston

HCW

Designer: Zoose Design, LLC

Pull Up

HCWU200 - Open Arm | Open Back Settee



COM	COL	A	B	C	D	E	F	G	H	I	VICENZA LEATHER
1815	1997	1925	1961	1997	2041	2123	2230	2296	2519	2640	2765
W	D	H	AH	AW	SD	SH					COM Yardage: 2.75
43.5"	27.5"	32.5"	25.5"		20"	18"					COL Footage: 50

HCWU20C - Open Arm | Closed Back Settee



COM	COL	A	B	C	D	E	F	G	H	I	VICENZA LEATHER
1815	1997	1935	1974	2013	2061	2151	2268	2340	2583	2715	2841
W	D	H	AH	AW	SD	SH					COM Yardage: 3
43.5"	27.5"	32.5"	25.5"		20"	18"					COL Footage: 54

HCWU2CC - Closed Arm | Closed Back Settee



COM	COL	A	B	C	D	E	F	G	H	I	VICENZA LEATHER
1976	2174	2116	2161	2207	2263	2368	2504	2588	2872	3026	3173
W	D	H	AH	AW	SD	SH					COM Yardage: 3.5
43.5"	27.5"	32.5"	25.5"		20"	18"					COL Footage: 63

HCWU2CO - Closed Arm | Open Back Settee



COM	COL	A	B	C	D	E	F	G	H	I	VICENZA LEATHER
1976	2174	2106	2148	2190	2242	2340	2467	2545	2808	2951	3097
W	D	H	AH	AW	SD	SH					COM Yardage: 3.25
43.5"	27.5"	32.5"	25.5"		20"	18"					COL Footage: 59

Winston

HCW

Designer: Zoose Design, LLC

Benches

HCWB1 - Single



COM	COL	A	B	C	D	E	F	G	H	I	VICENZA LEATHER
1054	1159	1094	1107	1120	1136	1166	1205	1229	1310	1354	1396

W D H COM Yardage: 1
 25" 22.5" 18" COL Footage: 18

HCWB2 - Double



COM	COL	A	B	C	D	E	F	G	H	I	VICENZA LEATHER
1713	1885	1773	1793	1812	1836	1881	1940	1976	2097	2163	2226

W D H COM Yardage: 1.5
 47" 22.5" 18" COL Footage: 27

HCWB2 - Triple



COM	COL	A	B	C	D	E	F	G	H	I	VICENZA LEATHER
2143	2357	2233	2262	2291	2327	2395	2483	2537	2719	2818	2922

W D H COM Yardage: 2.25
 69" 22.5" 18" COL Footage: 41

Winston

HCW

Designer: Zoose Design, LLC

- A Veneer
- B Wilsonart Standard Black Laminate
- C Wilsonart Standard Laminate
- D (2cm) Absolute Black Granite Top

Tables

	W	D	H		A	B	C	D
HCWT1	22"	22"	22"	Square	1118	1152	1186	1729
HCWT2	36"	36"	16"	Square	1457	1500	1545	3474
HCWT3	24"	54"	16"	Rectangular	1589	1636	1686	3348
HCWT4	18"	26"	22"	Rectangular	1135	1169	1204	1839



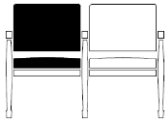
Winston

HCW

Designer: Zoose Design, LLC

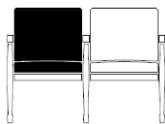
Modular

HCWMSO - Modular Seat Open Back



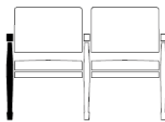
COM	COL	A	B	C	D	E	F	G	H	I	VICENZA LEATHER
765	841	815	831	847	867	905	953	983	1085	1140	1202
W	D	H	AH	AW	SD	SH	COM Yardage: 1.25				
20"	27.5"	32.5"	25.5"		20"	18"	COL Footage: 23				

HCWMSC - Modular Seat Closed Back



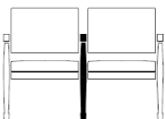
COM	COL	A	B	C	D	E	F	G	H	I	VICENZA LEATHER
765	841	825	844	864	888	933	991	1027	1149	1215	1278
W	D	H	AH	AW	SD	SH	COM Yardage: 1.5				
20"	27.5"	32.5"	25.5"		20"	18"	COL Footage: 27				

HCWMALO - Modular Left Arm Open



COM	
236	
AH	AW
25.5"	1.75"

HCWMACO - Modular Center Arm Open



COM	
236	
AH	AW
25.5"	1.75"

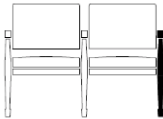
Winston

HCW

Designer: Zoose Design, LLC

Modular

HCWMARO - Modular Right Arm Open

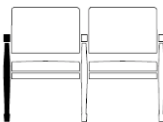


COM

236

AH AW
25.5" 1.75"

HCWMALC - Modular Left Arm Closed

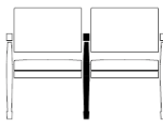


COM	COL	A	B	C	D	E	F	G	H	I	VICENZA LEATHER
317	349	337	344	350	358	373	393	405	445	467	488

AH AW
25.5" 1.75"

COM Yardage: 0.5
COL Footage: 9

HCWMAAC - Modular Center Arm Closed

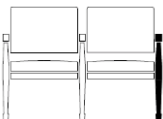


COM	COL	A	B	C	D	E	F	G	H	I	VICENZA LEATHER
317	349	337	344	350	358	373	393	405	445	467	488

AH AW
25.5" 1.75"

COM Yardage: 0.5
COL Footage: 9

HCWMARC - Modular Right Arm Closed



COM	COL	A	B	C	D	E	F	G	H	I	VICENZA LEATHER
317	349	337	344	350	358	373	393	405	445	467	488

AH AW
25.5" 1.75"

COM Yardage: 0.5
COL Footage: 9

Winston

HCW

Designer: Zoose Design, LLC

Modular

HCWM200 - Modular Two Seat Unit | Open Arm & Open Back



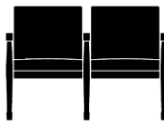
COM	COL	A	B	C	D	E	F	G	H	I	VICENZA LEATHER
2237	2461	2337	2370	2402	2442	2517	2615	2675	2877	2987	3092
W	D	H	AH	AW	SD	SH					COM Yardage: 2.5
46"	27.5"	32.5"	25.5"		20"	18"					COL Footage: 45

HCWM300 - Modular Three Seat Unit | Open Arm & Open Back



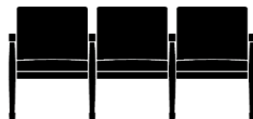
COM	COL	A	B	C	D	E	F	G	H	I	VICENZA LEATHER
3238	3562	3388	3437	3485	3545	3658	3804	3894	4198	4363	4530
W	D	H	AH	AW	SD	SH					COM Yardage: 3.75
68"	27.5"	32.5"	25.5"		20"	18"					COL Footage: 68

HCWM20C - Modular Two Seat Unit - Open Arm | Closed Back



COM	COL	A	B	C	D	E	F	G	H	I	VICENZA LEATHER
2237	2461	2357	2396	2435	2483	2573	2690	2762	3005	3137	3263
W	D	H	AH	AW	SD	SH					COM Yardage: 3
46"	27.5"	32.5"	25.5"		20"	18"					COL Footage: 54

HCWM30C - Modular Three Seat Unit - Open Arm | Closed Back



COM	COL	A	B	C	D	E	F	G	H	I	VICENZA LEATHER
3238	3562	3418	3476	3535	3607	3742	3917	4025	4390	4588	4777
W	D	H	AH	AW	SD	SH					COM Yardage: 4.5
68"	27.5"	32.5"	25.5"		20"	18"					COL Footage: 81

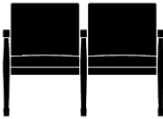
Winston

HCW

Designer: Zoose Design, LLC

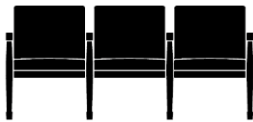
Modular

HCWM2CC - Modular Two Seat Unit | Closed Arm & Closed Back



COM	COL	A	B	C	D	E	F	G	H	I	VICENZA LEATHER
2481	2729	2651	2706	2761	2829	2957	3122	3224	3569	3756	3944
W	D	H	AH	AW	SD	SH					COM Yardage: 4.25
46"	27.5"	32.5"	25.5"		20"	18"					COL Footage: 77

HCWM3CC - Modular Three Seat Unit | Closed Arm & Closed Back



COM	COL	A	B	C	D	E	F	G	H	I	VICENZA LEATHER
3562	3918	3812	3893	3975	4075	4262	4506	4656	5162	5437	5709
W	D	H	AH	AW	SD	SH					COM Yardage: 6.25
68"	27.5"	32.5"	25.5"		20"	18"					COL Footage: 113

HCWM2CO - Modular Two Seat Unit - Closed Arm | Open Back



COM	COL	A	B	C	D	E	F	G	H	I	VICENZA LEATHER
2481	2729	2631	2679	2728	2788	2901	3047	3137	3441	3606	3773
W	D	H	AH	AW	SD	SH					COM Yardage: 3.75
46"	27.5"	32.5"	25.5"		20"	18"					COL Footage: 68

HCWM3CO - Modular Three Seat Unit - Closed Arm | Open Back



COM	COL	A	B	C	D	E	F	G	H	I	VICENZA LEATHER
3562	3918	3782	3854	3925	4013	4178	4393	4525	4970	5212	5443
W	D	H	AH	AW	SD	SH					COM Yardage: 5.5
68"	27.5"	32.5"	25.5"		20"	18"					COL Footage: 99

Winston

HCW

Designer: Zoose Design, LLC

Modular

W Wood Veneer
 BL Wilsonart Standard Black Laminate
 WL Wilsonart Standard Laminate

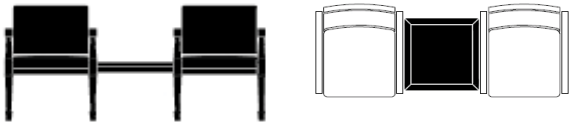
HCWMTC W D H Modular Corner Table

W	BL	WL
847	793	817



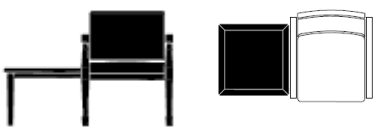
HCWMTM W D H Modular Middle Table

W	BL	WL
646	666	685



HCWMTL W D H Modular Left End Table

W	BL	WL
700	721	743



HCWMTR W D H Modular Right End Table

W	BL	WL
700	721	743

